



Vendor: Alcatel-Lucent

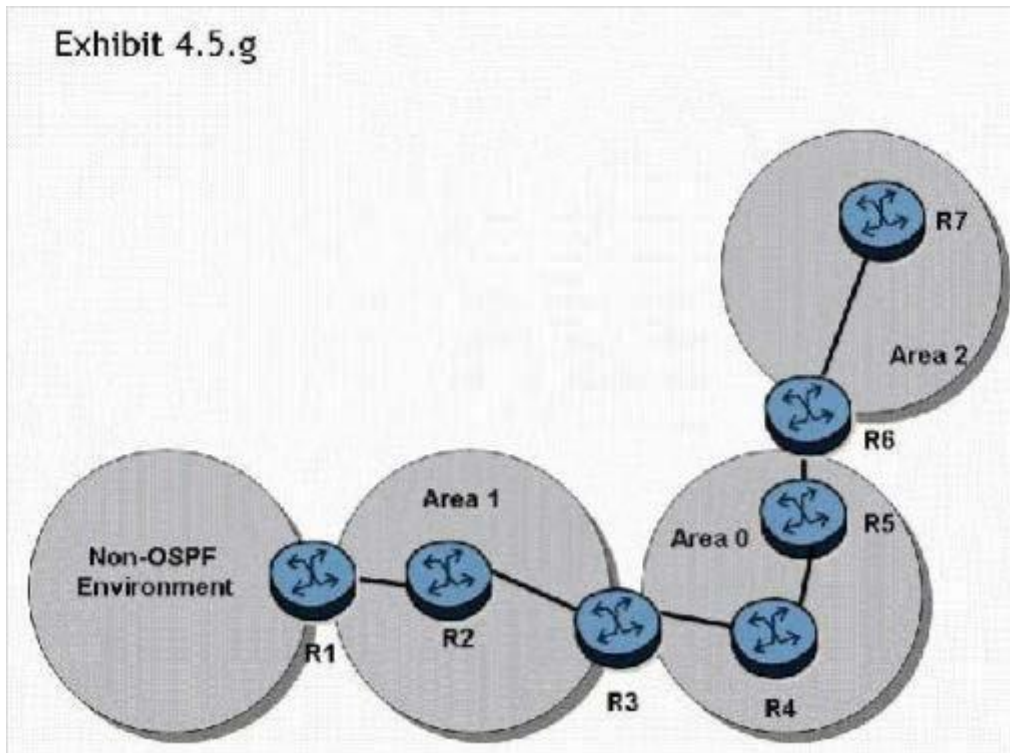
Exam Code: 4A0-101

Exam Name: Alcatel-Lucent Interior Routing Protocols and High Availability

Version: DEMO

QUESTION 1

Click the exhibit button. In the topology shown, router R1 is an ASBR configured to export external routes to OSPF. Assuming that there are no stub networks, which of the following statements regarding type 4 LSA generation is true?



- A. Router R1 generates a type 4 LSA that is flooded to areas 0, 1, and 2.
- B. Router R3 generates a type 4 LSA that is flooded to areas 0, 1, and 2.
- C. Router R3 generates a type 4 LSA that is flooded to areas 0 and 2.
- D. Router R3 generates a type 4 LSA that is flooded to area 0, and router R6 generates a type 4 LSA that is flooded to area 2.

Answer: D

QUESTION 2

Which of the following statements describe the major features of OSPF? Choose two answers.

- A. Fast reroute capability
- B. Control traffic prioritization
- C. Route redistribution
- D. Traffic engineering extensions
- E. Cut through forwarding

Answer: CD

QUESTION 3

Click the exhibit button. What can you deduce from the show command on router R6?

Exhibit 4.3.m

```
*A:R6# show router ospf neighbor
```

OSPF Neighbors					
Interface-Name	Rtr Id	State	Pr	RetxQ	TTL
test	10.10.10.2	Init-Way	1	0	34
test	10.10.10.3	Full	1	0	34
test	10.10.10.5	Full	1	0	34

No. of Neighbors: 3

```
*A:R6#
```

- A. The router R6 interface is in a multi-access segment. It is neither the DR nor the BDR for the segment. The DR for this segment would be the router with router ID 10.10.10.5.
- B. The router R6 interface is in a multi-access segment. It is neither the DR nor the BDR for the segment; however, this command does not indicate whether 10.10.10.3 or 10.10.10.5 is the DR or BDR.
- C. The router R6 interface is in a multi-access segment. It is the BDR, which is why it is not adjacent to the other routers.
- D. The router R6 interface is in a multi-access segment. It is neither the DR nor the BDR for the segment. The DR for this segment would be the router with router ID 10.10.10.3.

Answer: B

QUESTION 4

Which of the following is not one of the MT topologies defined for IS-IS?

- A. IPv4 In-Band Management
- B. IPv6 Routing
- C. IPv4 Multicast Routing
- D. IPv6 Multicast Routing
- E. All of the above are MT topologies defined for IS-IS.

Answer: E

QUESTION 5

Click the exhibit button. The following command sequence is executed on router R2:

```
A:R2# configure router ospf router-id 10.10.10.99
A:R2# configure router router-id 10.10.10.66
```

On router R1, what router ID appears for router R2 directly after these commands are executed?

```
*A:R1# show router ospf neighbor

=====
OSPF Neighbors
=====
Interface-Name      Rtr Id      State   Pri-RelxO  TTL
-----
toR2                10.10.10.2  Full    1  0    39
toR3                10.10.10.3  Full    1  0    31
toR5                10.10.10.5  Full    1  0    39
=====
No. of Neighbors: 3
=====
*A:R1#
```

- A. 10.10.10.99
- B. 10.10.10.66
- C. 10.10.10.2
- D. 10.10.10.1

Answer: C

QUESTION 6

Which of the statements about the output in the exhibit is FALSE?

```
*A:R1>config>router# show router interface

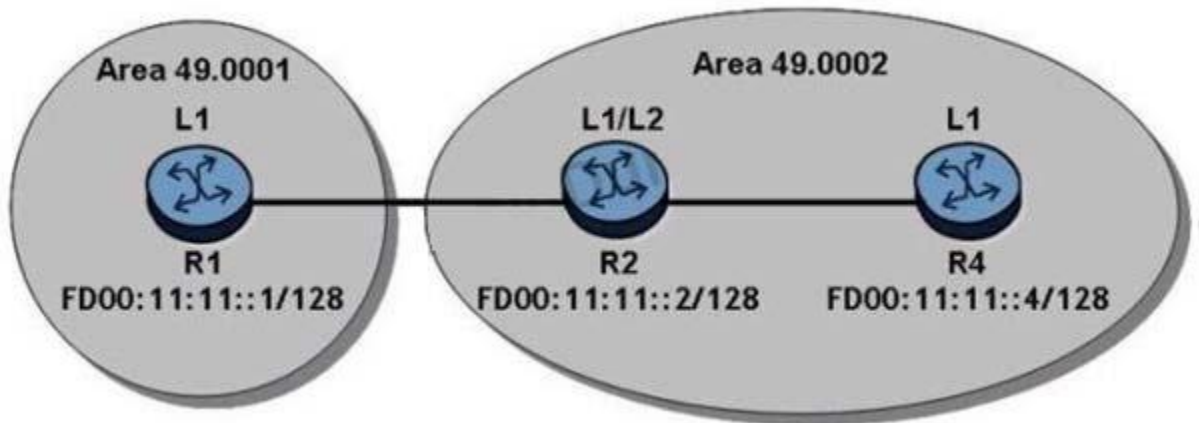
=====
Interface Table (Router: Base)
=====
Interface-Name      Adm      Opr (v4/v6)  Mode      Port/SapId
IP-Address          PfxState
-----
system              Up        Up/Up        Network   system
10.10.10.1/32        n/a
2001:DB8:1:100::1/128
toR2                Up        Down/Up      Network   1/1/1
2001:DB8:1:101::1/64  n/a
FE80::225:BAFF:FE30:7908/64
toR3                Up        Up/Up        Network   1/1/3
10.1.3.1/27         n/a
FE80::225:BAFF:FE30:790A/64
Interfaces : 3
=====
```

- A. The system interface is configured with IPv6 address 2001DB8 1:100:1/128
- B. All interfaces are configured for IPv4 and IPv6.
- C. Interface "toR2" is configured with a globally routed IPv6 address.
- D. Interface "toR3" is not configured for IPv6 with a global IPv6 address.

Answer: B

QUESTION 7

Refer to the exhibit below. IS-IS IPv6 routing is configured in the network with globally routed addresses as shown. How many routes will R4 have in its IPv6 route table?



- A. 1
- B. 2
- C. 3
- D. 4
- E. 6
- F. 7

Answer: B

QUESTION 9

In an OSPF Hello packet, which of the following fields must match for all neighbor routers on the segment? Choose three answers.

- A. Area ID WB
- B. Hello and Dead intervals PC
- C. Stub flag
- D. Checksum values
- E. The list of neighbors

Answer: ABC

QUESTION 10

In which of the following types of areas does an OSPF router not set the E bit in its Type 1 LSA?

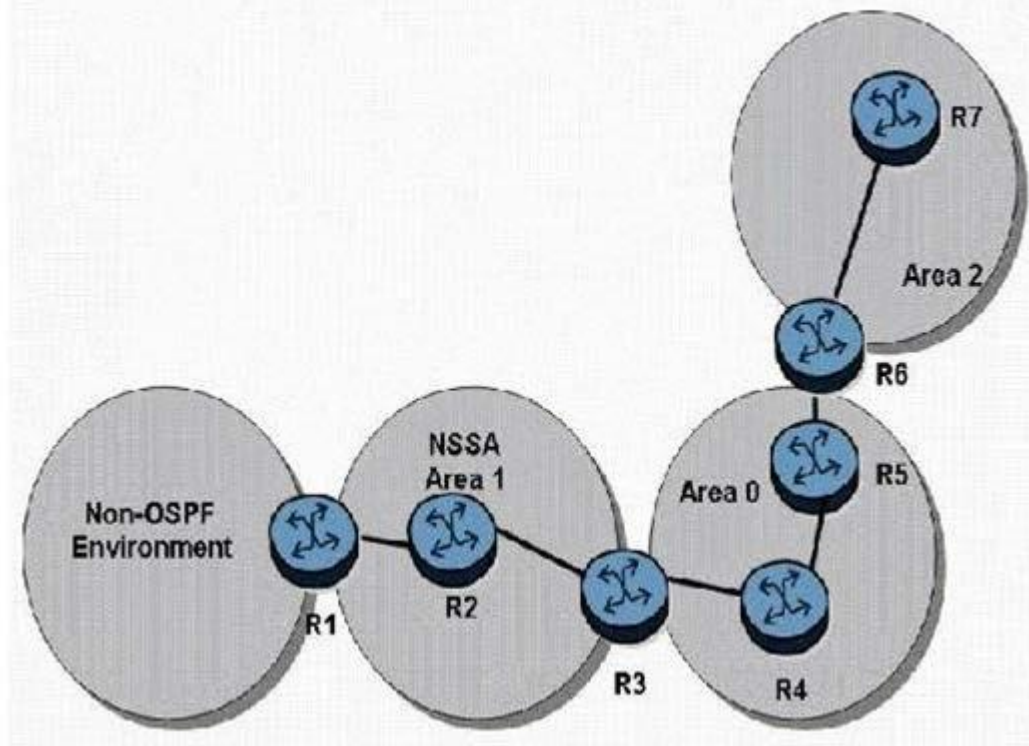
- A. Not so stubby area
- B. Stub area
- C. Backbone area
- D. Normal area

Answer: B

QUESTION 11

Click the exhibit button. In the topology shown, router R1 is an ASBR configured to export external routes to OSPF. Which of the following statements regarding the OSPF LSAs in the network is true?

Exhibit 4.5.j



- A. Router R1 generates a type 5 LSA that is flooded through all OSPF areas.
- B. Router R1 generates a type 7 LSA that is flooded through all OSPF areas.
- C. Router R1 generates a type 5 LSA that is flooded through area 1. Router R2 generates a type 7 LSA that is flooded through areas 0 and 2.
- D. Router R1 generates a type 7 LSA that is flooded through area 1. Router R3 generates a type 5 LSA that is flooded through areas 0 and 2.

Answer: D

QUESTION 12

What is the protocol number for OSPF in the IP header?

- A. OSPF uses TCP, so the protocol number is 6.
- B. OSPF uses UDP, so the protocol number is 17.

- C. OSPF does not use IP.
- D. OSPF has its own protocol number of 89.

Answer: D

QUESTION 13

Which of the following features are supported by IS-IS? Choose three answers.

- A. PDU authentication.
- B. The ability to customize the link cost metric.
- C. Use of Bellman-Ford routing algorithm.
- D. Classless routing.
- E. Updates sent as layer 3 multicast.

Answer: ABD

QUESTION 14

Which of the following statements regarding IS-IS LSPs is true?

- A. There are three types of LSPs: L1, L2 and L1/L2.
- B. An LSP packet contains the ATT bits and the IS-type bits.
- C. The lower the LSP sequence number, the more current the update.
- D. Separate databases are maintained for L1, L2, and L1/L2 LSPs.

Answer: B

QUESTION 15

Which of the following statements regarding the IS-IS CSNP is false?

- A. CSNPs are used to maintain consistency in the link state database.
- B. CSNPs are advertised before an adjacency is formed with another router.
- C. There are two types of CSNPs: Level 1 and Level 2.
- D. CSNPs are advertised after an adjacency is formed with another router.

Answer: B

Thank You for Trying Our Product

Braindump2go Certification Exam Features:

- ★ More than **99,900** Satisfied Customers Worldwide.
- ★ Average **99.9%** Success Rate.
- ★ **Free Update** to match latest and real exam scenarios.
- ★ **Instant Download** Access! No Setup required.
- ★ Questions & Answers are downloadable in **PDF** format and **VCE** test engine format.
- ★ Multi-Platform capabilities - **Windows, Laptop, Mac, Android, iPhone, iPod, iPad**.
- ★ **100%** Guaranteed Success or **100%** Money Back Guarantee.
- ★ **Fast**, helpful support **24x7**.



View list of all certification exams: <http://www.braindump2go.com/all-products.html>



Microsoft



ORACLE



JUNIPER
NETWORKS



EMC²
where information lives[®]

10% Discount Coupon Code: BDN2014