



Vendor: Microsoft

Exam Code: 70-667

Exam Name: TS: Microsoft SharePoint 2010, Configuring

Version: DEMO

QUESTION 1

You have a SharePoint Server 2010 server farm that contains a web Application named WebApp1 and a site collection named Site1.
Users deploy several SharePoint user solutions to Site1.
You need to view the average resource usage of the SharePoint user solutions for the last 14 days.
What should you view?

- A. that General Settings of WebApp1
- B. the Site Web Analytics reports of Site1
- C. the content of the solution gallery of Site1
- D. the health reports of WebApp1 from Central Administration

Answer: C

Explanation:

BURGOS MNEMO: "content of the solution gallery"
Developing, Deploying, and Monitoring Sandboxed Solutions in SharePoint 2010
<http://msdn.microsoft.com/en-us/magazine/ee335711.aspx>

QUESTION 2

You have a SharePoint Server 2010 server farm.
You need to enable trace logging for the Search service.
What should you configure?

- A. diagnostic logging
- B. the Health Analyzer rule definitions
- C. the Search service Application
- D. usage and health data collection

Answer: A

Explanation:

BURGOS MNEMO: "enable trace logging" = "diagnostic logging"

QUESTION 3

You have a SharePoint Server 2010 server that contains two Web servers named Server1 and Server2.
You discover that the average CPU utilization on Server1 is 99 percent and the average CPU utilization on Server2 is 1 percent.
You need to decrease CPU utilization on Server1.
What should you do?

- A. Create an additional Application pool.
- B. Create an extended Web Application zone.
- C. Configure Windows Network Load Balancing.
- D. Configure the maximum number of worker processes.

Answer: C

Explanation:

BURGOS MNEMO: "Network Load Balancing"

QUESTION 4

You have a SharePoint Server 2010 server farm.
 You modify the Web Application default settings to prevent views from displaying more than 2,000 items.
 You discover a custom SharePoint user solution that contains a custom Web Part display with more than 2,000 items.
 You need to prevent all Web Parts from displaying more than 2,000 items.
 What should you do?

- A. From Library Settings, modify the Validation Settings.
- B. From Library Settings, modify the Per-location view settings.
- C. From Central Administration, modify the Resource Throttling settings.
- D. From Central Administration, modify the User Solutions Management settings.

Answer: C

Explanation:

BURGOS MNEMO: " prevent all Web Parts from displaying more than" = "Resource Throttling"
<http://technet.microsoft.com/en-us/magazine/gg491393.aspx>

QUESTION 5

Drag and Drop Question

You have a SharePoint Server 2010 Service Pack 1 (SP1) server farm. The network contains three servers. The servers are configured as shown in the following table.

Server name	Server role	Subnet
WebServer1	Front-end Web Server (IIS)	Subnet1
AppServer1	Application Server	Subnet2
SQLServer1	Microsoft SQL Server 2008 R2	Subnet2

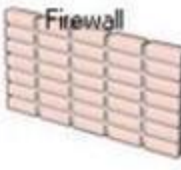
The subnets are separated by a firewall.

You need to ensure that WebServer1 can communicate with AppServer1 and SQLServer1. The solution must minimize the number of open ports on the firewall.

Which ports should you open on the firewall? To answer, drag the appropriate ports to the firewall in the answer area.

Ports	Answer Area
<div>135</div> <div>443</div> <div>1433</div>	<div> <div>Firewall</div> <div> <div>Port</div> <div>Port</div> </div> </div>
<div>32843</div> <div>41432</div>	

Answer:

Ports	Answer Area
<input type="text" value="135"/>	 Ports
<input type="text" value="32843"/>	<input type="text" value="443"/>
<input type="text" value="41432"/>	<input type="text" value="1433"/>

QUESTION 6


Hotspot Question


You have a SharePoint Server 2010 Service Pack 1 (SP1) server farm named Farm1.

Your company has a public website that has the URL <http://www.litwareinc.com>.

You need to configure every My Site site to display a link to <http://www.litwareinc.com>.

What should you configure from Central Administration? To answer, select the appropriate link in the answer area.

 **People**
Manage User Properties | Manage User Profiles | Manage User Sub-types | Manage Audiences
Schedule Audience Compilation | Manage User Permissions | Compile Audiences | Manage Policies


 **Synchronization**
Configure Synchronization Connections | Configure Synchronization Timer Job | Configure Synchronization Settings
Start Profile Synchronization


 **Organizations**
Manage Organization Properties | Manage Organization Profiles | Manage Organization Sub-types

 **My Site Settings**
Setup My Sites | Configure Trusted Host Locations | Configure Personalization Site
Publish Links to Office Client Applications | Manage Social Tags and Notes

Answer:

 **People**
Manage User Properties | Manage User Profiles | Manage User Sub-types | Manage Audiences
Schedule Audience Compilation | Manage User Permissions | Compile Audiences | Manage Policies

 **Synchronization**
Configure Synchronization Connections | Configure Synchronization Timer Job | Configure Synchronization Settings
Start Profile Synchronization

 **Organizations**
Manage Organization Properties | Manage Organization Profiles | Manage Organization Sub-types

 **My Site Settings**
Setup My Sites | Configure Trusted Host Locations | **Configure Personalization Site**
Publish Links to Office Client Applications | Manage Social Tags and Notes

QUESTION 7

You have a SharePoint Server 2010 server farm.

You need to change the location of the usage data collection log files.

What should you do?

- A. From Central Administration, configure Diagnostic Logging.
- B. From Central Administration, configure usage and health data collection.
- C. From the SharePoint 2010 Management Shell, run the new-spusagelogfile cmdlet.
- D. From the SharePoint 2010 Management Shell, run the set-spdiagnosticconfig cmdlet.

Answer: B

Explanation:

BURGOS MNEMO: "change the location of the usage data collection" = "usage and health data collection"

QUESTION 8

You have a SharePoint Server 2010 site.

You need to back up a list from the site to meet the following requirements:

- Back up the permissions.
- Back up the version history information.
- Minimize the time to perform the backup.

What should you do?

- A. From the command prompt, run stsadm.exe and specify the backup operation.
- B. From the List settings, select Save Document Library as Template.
- C. From the List, select Library Tools, and then select Export to Excel.
- D. From Central Administration, open the Site or List Export page and start an export.

Answer: D

Explanation:

BURGOS MNEMO: "Site or List Export"

QUESTION 9

You have a SharePoint Server 2010 server farm.

You need to back up the Excel Services service Application.

The solution must minimize the size of the backup.

What should you do?

- A. From Central Administration, click Perform a backup.
- B. From Central Administration, click Perform a site collection backup.
- C. From the command prompt, run stsadm.exe and specify the export operation.
- D. From the SharePoint 2010 Management Shell, run the backup-spslte cmdlet.

Answer: A

Explanation:

BURGOS MNEMO: "(backup) minimize the size" = "Perform a backup"

Back up a service application (SharePoint Server 2010) <http://technet.microsoft.com/en-us/library/ee428318.aspx#section2>

QUESTION 10

You have a SharePoint Server 2010 server farm.

You need to assign a cache profile for authenticated users.

What should you do?

- A. From Central Administration, create a new user policy
- B. From Site Settings, modify the Site Collection object cache.
- C. From Site Settings, modify the Site Collection output cache.
- D. From Site Settings, modify the Site Collection cache profiles.

Answer: D

Explanation:

BURGOS MNEMO: "assign a cache profile" = "Site Collection cache profiles" Since you wish to configure caching specifically for Authenticated Users and not simply for the entire site, you will need to utilize cache profiles.

To enable output caching for a site collection

1. Navigate to the root Web site of the site collection. On the Site Actions menu, click Site Settings.
2. In the Site Collection Administration section, select Site collection output cache.
3. To enable output caching for this site collection, select Enable output cache.
4. Choose a cache profile for anonymous users from the Anonymous Cache Profile list. This profile is applied when anonymous users access a site in this site collection.
5. Choose a cache profile for authenticated users from the Authenticated Cache Profile list. This profile is applied when authenticated users access a site in this site collection.
6. Choose Page Output Cache Policy options:
If publishing sites can use a different output cache profile, select Publishing sites can use a different page output cache profile.
If page layouts can use a different output cache profile, select Page layouts can use a different page output cache profile.
7. If you want to display additional cache information on pages in this site collection, including the date and time that page contents were last rendered, select Enable debug cache information on pages.
8. Click OK.

Output Caching and Cache Profiles

<http://msdn.microsoft.com/en-us/library/aa661294.aspx>

QUESTION 11

You have a SharePoint Server 2010 server farm.

You have two content databases named Content_DB1 and Content_DB2.

You need to move a site collection from Content_DB1 to Content_DB2.

What should you do?

- A. From SharePoint 2010 Management Shell, run the move-spsite cmdlet.
- B. From Central Administration, modify the Manage Content Database settings.
- C. From the Site Settings of the site collection, modify the site content and structure.
- D. From the command prompt, run stsadm.exe and specify the preparetomove operation.

Answer: A

Explanation:

BURGOS MNEMO: "move-spsite cmdlet"

QUESTION 12

You have a SharePoint Server 2010 server farm.

You discover that the SharePoint trace logs use a large amount of disk space.

You need to set the maximum number of days that the log files can be stored and restrict the amount of storage space available to store the log files.

What should you do?

- A. Stop to Application Registry Service for the farm.
- B. Modify the Site Collection Quotas and Locks settings.
- C. From the Diagnostic Logging settings, modify the Trace Log settings.
- D. From the Diagnostic Logging settings, modify the Enable Event Log Flood Protection setting.

Answer: C

Explanation:

BURGOS MNEMO: "maximum number of days" = "Trace Log settings"

Thank You for Trying Our Product

Braindump2go Certification Exam Features:

- ★ More than **99,900** Satisfied Customers Worldwide.
- ★ Average **99.9%** Success Rate.
- ★ **Free Update** to match latest and real exam scenarios.
- ★ **Instant Download** Access! No Setup required.
- ★ Questions & Answers are downloadable in **PDF** format and **VCE** test engine format.
- ★ Multi-Platform capabilities - **Windows, Laptop, Mac, Android, iPhone, iPod, iPad**.
- ★ **100%** Guaranteed Success or **100%** Money Back Guarantee.
- ★ **Fast**, helpful support **24x7**.



View list of all certification exams: <http://www.braindump2go.com/all-products.html>



Microsoft



ORACLE



JUNIPER
NETWORKS



EMC²
where information lives[®]

10% Discount Coupon Code: BDN2014