

Exam Code: HP0-381

Exam Name: Configuration & Management of HP Integrity
Mid-range Servers

Vendor: HP

Version: DEMO

Part: A

1: You run Systems Insight Manager (SIM) under a Windows Integrity Server System. What are the advantages of the SIM when used by IT staff to troubleshoot and isolate failures? Select TWO.

- A. identifies ISEE configuration changes
- B. automatically deconfigures defective hardware and/or corrupted software
- C. identifies hardware or software configuration changes
- D. reports hardware configuration changes via email to ISEE
- E. helps to establish efficient processes for updating system software

Correct Answers: C E

2: HP Enterprise Management strategy enables HP Servers and HP Storage to be managed under a single consolidated web-based console. Which components can be consolidated? Select TWO.

- A. HP Systems Insight Manager
- B. HP OpenView Storage Area Manager
- C. HP Instant Alert Enterprise Edition
- D. HP Storage Essential Enterprise Edition
- E. HP OpenView Network Node Manager

Correct Answers: A D

3: Which HP Storage Essentials component shows a pie graph for every application, host, san switch, and array, so that you can quickly identify overused and underused resources?

- A. System Explorer
- B. Capacity Explorer
- C. Policy Manager
- D. Global Reporter

Correct Answers: B

4: Based on the cell board architecture on both rx7620 and rx8620 servers, which one has a better performance based on a 2-cell board single partition configuration, and why?

- A. rx8620 - The cell controller on an rx8620 cell board is a high-performance controller compared to the cell controller used on the rx7620 cell board.
- B. rx8620 - Crossbar architecture has a higher performance because it is developed for high-end HP Integrity SuperDome.
- C. rx7620 - Both cell boards are connected directly without using the crossbar chip.
- D. rx7620 - Both cell boards use the direct crossbar interface, which is the same architecture design used in the HP Integrity SuperDome.

Correct Answers: C

5: What is the most common command under HP-UX to check the current performance of a system?

- A. perf
- B. who
- C. dmesg

- D.top
- E.lsdev

Correct Answers: D

6: You have an rx7620 server with two cells in one hard partition. Slot 8 is reserved for the LAN/SCSI Core I/O card. What is the correct load order of the PCI slots to get the best performance?

- A.Start with slot 16 for cell 0 down to slot 8 and then do the same with cell 1 slots.
- B.There is no special load order because all slots have the same throughput.
- C.Distribute the PCI cards equally to the slots on each side of the Core I/O card.
- D.Start with slot 1 for cell 0 up to slot 8 and then do the same with cell 1 slots.

Correct Answers: C

7: Which fee-based software product can be used to gather performance information about CPU utilization?

- A.Systems Insight Manager
- B.Support Tools Manager
- C.HP OpenView CPUstight
- D.HP OpenView GlancePlus

Correct Answers: D

8: Which commands show the hard partition configuration of an Integrity server? Select TWO.

- A.PD on MP
- B.CP on MP
- C.PS on MP
- D.parstatus on HP-UX
- E.olrad on HP-UX

Correct Answers: B D

9: Different partitions are configured on your system. Which HP-UX command presents the configuration for partition 2?

- A.parstatus -C 2
- B.parstatus -V -p 2
- C.parstatus -a 2
- D.parstatus -V -c 2

Correct Answers: B

10: You added a new cell to an active HP-UX partition. Which command do you use to activate and use the newly added resources?

- A.shutdown /add cell
- B.reinit -add cpu -add mem
- C.shutdown -R
- D.halt 5 -add cell

Correct Answers: C

11: You added a new cell to an active Windows partition. Which command do you enter to make it usable?

- A.shutdown -r -f -add cell
- B.reboot -f /s cell
- C.shutdown /r
- D.shutdown /h

Correct Answers: C

12: You have a new rx8620 server. Which command or tool can be used to create the initial partition with more than one cell?

- A.CC
- B.ParCLI
- C.parmodify
- D.parmgr











Correct Answers: B

13: Click the Task button.

Match each command to the task it will perform.

Tasks		Commands
<div>place here</div>	Display information on an nPar	<div>parremove</div>
<div>place here</div>	Delete an nPar	<div>parmodify</div>
<div>place here</div>	Rename an nPar	<div>parunlock</div>
<div>place here</div>	Create a new nPar	<div>parstatus</div>
<div>place here</div>	Recover from a hung complex reconfiguration	<div>parcreate</div>

Correct Answers:

	Tasks	Commands
	Display information on an nPar	
	Delete an nPar	
	Rename an nPar	
	Create a new nPar	
	Recover from a hung complex reconfiguration	

14: The "Boot options maintenance menu" at the EFI Boot Manager can be used to change the primary boot path of a hard partition. Which EFI Shell command can be used to make the same change?

- A.setboot
- B.bcfg
- C.devices
- D.path

Correct Answers: B

15: You have an active HP-UX partition with cell 0 and cell 2 configured. What action do you take to power off cell 0?

- A.Use the frupower command.
- B.Shut down all partitions and power off the system with the PE command.
- C.Shut down the partition and power off the partition with the PE command.
- D.Shut down the partition.

Correct Answers: C