

- **Vendor: Microsoft**
- **Exam Code: MS-700**
- **Exam Name: Managing Microsoft Teams**
- **New Updated Questions from Braindump2go (Updated in October/2023)**

**Visit Braindump2go and Download Full Version MS-700 Exam Dumps**

**QUESTION 285****Case Study 3: ADatum Corporation****Overview****Company Information**

ADatum Corporation is an energy company that has offices across North America and 3,000 employees.

**Physical Locations**

ADatum has the offices shown in the following table.

Location	Type
Calgary	Main office
San Diego	Branch office
New York	Branch office
Edmonton	Field site

**Existing Environment****Network Infrastructure**

The office in Calgary has a 1-Gbps internet circuit. The offices in San Diego and New York have 100-Mbps internet circuits. The field site in Edmonton has a 3-Mbps internet circuit.

**Departments**

ADatum has the following departments:

- Information technology (IT)
- Project management
- Marketing

**Microsoft 365 and Tenants Environment**

ADatum recently purchased a Microsoft 365 E5 subscription that has the Microsoft Teams Domestic Calling Plan add-on. All users are assigned Microsoft 365 E5 and Microsoft Teams Domestic Calling Plan licenses and Calling Plans is deployed.

Azure AD has the default Cross-tenant access settings configured.

The Teams policies settings are configured as shown in the following exhibit.

## Teams policies

Teams policies are used to control what settings or features are available to users when they are using teams and channels. You can use the Global (Org-wide default) policy and customize it or create one or more custom policies for those people that are members of a team or a channel within your organization. [Learn more](#)

### Teams policies summary

**1** Default policy      **1** Custom policy

### Manage policies

Group policy assignment

+ Add   Edit   Duplicate   Delete   Reset Global policy   Manage users   2 items   Search by name

Name	Description	Custom policy	Assigned to users	Create private channels	Create shared channels	Invite external users	Join external channels
Global (Org-wide default)	Default policy for users...	No		On	On	On	On
Marketing	Marketing users policy	Yes	<a href="#">View users</a>	On	On	Off	Off

The Teams client is deployed to a non-persistent Virtual Desktop Infrastructure (VDI) used by the project management department.

Allow guest access in Teams is set to Off.

The Microsoft Viva Connections app is deployed to all users.

### Problem Statements

ADatum identifies the following issues:

- An executive at the San Diego office reports that video drops during Teams meetings.
- The Edmonton field site has limited bandwidth, and users report poor audio during Teams calls and meetings.
- Users in the project management department report that they cannot give or take control during Teams calls and meetings while sharing their VDI desktop.

### Planned Changes

ADatum plans to implement the following changes:

- Configure the media bit rate settings for the users at the Edmonton field site. The settings must apply only to the user while they are at the site, but NOT when they are at a different office.
- Create a Teams channel to enable the project management department to collaborate with the IT department on a device upgrade project.
- Implement a pilot rollout of Operator Connect for the users in the New York office. A port re-request was accepted already.
- Create a Teams channel for the marketing department for external collaboration.
- Rename the Viva Connections icon as Start portal.

### Technical Requirements

ADatum identifies the following technical requirements:

- The marketing department requires that all the files shared by using Teams remain available for at least three years after deletion.
- The marketing department must be able to apply a watermark to content and video shared during Teams meetings.
- All users require indefinite access to training videos recorded in Teams by the IT department.
- All access to Teams and shared resources must use the principle of least privilege.
- Guest access must remain disabled.

You need to ensure that file sharing during Teams chats meets the technical requirements of the marketing department.

What should you do?

- Create a retention policy for the SharePoint sites location.
- Enable Customer Lockbox.
- Create a retention policy for Teams chats.
- Create a data loss prevention (DLP) policy for Teams chat and channel messages.
- Create a retention policy for the OneDrive accounts location.

**Answer:** A

**Explanation:**

Files shared in Team chats are stored in Sharepoint, therefore that needs to have a retention policy set to that duration.

**QUESTION 286**

**Case Study 3: ADatum Corporation**

**Overview**

**Company Information**

ADatum Corporation is an energy company that has offices across North America and 3,000 employees.

**Physical Locations**

ADatum has the offices shown in the following table.

Location	Type
Calgary	Main office
San Diego	Branch office
New York	Branch office
Edmonton	Field site

**Existing Environment**

**Network Infrastructure**

The office in Calgary has a 1-Gbps internet circuit. The offices in San Diego and New York have 100-Mbps internet circuits. The field site in Edmonton has a 3-Mbps internet circuit.

**Departments**

ADatum has the following departments:

- Information technology (IT)
- Project management
- Marketing

**Microsoft 365 and Tenants Environment**

ADatum recently purchased a Microsoft 365 E5 subscription that has the Microsoft Teams Domestic Calling Plan add-on. All users are assigned Microsoft 365 E5 and Microsoft Teams Domestic Calling Plan licenses and Calling Plans is deployed.

Azure AD has the default Cross-tenant access settings configured.

The Teams policies settings are configured as shown in the following exhibit.

**Teams policies**

Teams policies are used to control what settings or features are available to users when they are using teams and channels. You can use the Global (Org-wide default) policy and customize it or create one or more custom policies for those people that are members of a team or a channel within your organization. [Learn more](#)

**Teams policies summary**

1

Default policy

1

Custom policy

Manage policies

Group policy assignment

+ Add

Edit

Duplicate

Delete

Reset Global policy

Manage users

2 items

Search by name

The Teams client is deployed to a non-persistent Virtual Desktop Infrastructure (VDI) used by the project management department.

Allow guest access in Teams is set to Off.

The Microsoft Viva Connections app is deployed to all users.

**Problem Statements**

ADatum identifies the following issues:

- An executive at the San Diego office reports that video drops during Teams meetings.
- The Edmonton field site has limited bandwidth, and users report poor audio during Teams calls and meetings.
- Users in the project management department report that they cannot give or take control during Teams calls and meetings while sharing their VDI desktop.

**Planned Changes**

ADatum plans to implement the following changes:

- Configure the media bit rate settings for the users at the Edmonton field site. The settings must apply only to the user while they are at the site, but NOT when they are at a different office.
- Create a Teams channel to enable the project management department to collaborate with the IT department on a device upgrade project.
- Implement a pilot rollout of Operator Connect for the users in the New York office. A port re-request was accepted already.
- Create a Teams channel for the marketing department for external collaboration.
- Rename the Viva Connections icon as Start portal.

**Technical Requirements**

ADatum identifies the following technical requirements:

- The marketing department requires that all the files shared by using Teams remain available for at least three years after deletion.
- The marketing department must be able to apply a watermark to content and video shared during Teams meetings.
- All users require indefinite access to training videos recorded in Teams by the IT department.
- All access to Teams and shared resources must use the principle of least privilege.
- Guest access must remain disabled.

You need to implement the planned change for the Edmonton field site.

What should you create?

- A. a network roaming policy
- B. a voice routing policy
- C. a calling policy
- D. a meeting policy
- E. a messaging policy

**Answer: A**

**Explanation:**

<https://learn.microsoft.com/en-us/microsoftteams/network-roaming-policy>

This policy enables you to assign settings to network sites. The Teams client will dynamically pick up the settings based on which network site it connects to. When the Teams client signs in from a network site with a roaming policy assigned, that policy will be used. If there is no policy assigned, the values set in the meeting policy will be used.

The TeamsNetworkRoamingPolicy contains the following parameters:

AllowIPVideo - This setting controls whether video can be turned on in meetings hosted by a user and in 1:1 and group calls started by a user.

MediaBitRateKb - This setting determines the total average media bit rate for audio, video, and video-based app sharing transmissions in calls and meetings for the user.

**QUESTION 287****Case Study 3: ADatum Corporation****Overview****Company Information**

ADatum Corporation is an energy company that has offices across North America and 3,000 employees.

**Physical Locations**

ADatum has the offices shown in the following table.

Location	Type
Calgary	Main office
San Diego	Branch office
New York	Branch office
Edmonton	Field site

### Existing Environment

#### Network Infrastructure

The office in Calgary has a 1-Gbps internet circuit. The offices in San Diego and New York have 100-Mbps internet circuits. The field site in Edmonton has a 3-Mbps internet circuit.

#### Departments

ADatum has the following departments:

- Information technology (IT)
- Project management
- Marketing

#### Microsoft 365 and Tenants Environment

ADatum recently purchased a Microsoft 365 E5 subscription that has the Microsoft Teams Domestic Calling Plan add-on. All users are assigned Microsoft 365 E5 and Microsoft Teams Domestic Calling Plan licenses and Calling Plans is deployed.

Azure AD has the default Cross-tenant access settings configured.

The Teams policies settings are configured as shown in the following exhibit.

#### Teams policies

Teams policies are used to control what settings or features are available to users when they are using teams and channels. You can use the Global (Org-wide default) policy and customize it or create one or more custom policies for those people that are members of a team or a channel within your organization. [Learn more](#)

**Teams policies summary**

1 Default policy      1 Custom policy

**Manage policies**      Group policy assignment

+ Add   Edit   Duplicate   Delete   Reset Global policy   Manage users   2 items      Search by name

Name ↑	Description	Custom policy	Assigned to users	Create private channels	Create shared channels	Invite external users	Join external channels
Global (Org-wide default)	Default policy for users...	No		On	On	On	On
Marketing	Marketing users policy	Yes	<a href="#">View users</a>	On	On	Off	Off

The Teams client is deployed to a non-persistent Virtual Desktop Infrastructure (VDI) used by the project management department.

Allow guest access in Teams is set to Off.

The Microsoft Viva Connections app is deployed to all users.

#### Problem Statements

ADatum identifies the following issues:

- An executive at the San Diego office reports that video drops during Teams meetings.
- The Edmonton field site has limited bandwidth, and users report poor audio during Teams calls and meetings.
- Users in the project management department report that they cannot give or take control during Teams calls and meetings while sharing their VDI desktop.

#### Planned Changes

ADatum plans to implement the following changes:

- Configure the media bit rate settings for the users at the Edmonton field site. The settings must apply only to the user while they are at the site, but NOT when they are at a different office.
- Create a Teams channel to enable the project management department to collaborate with the IT department on a device upgrade project.



- Implement a pilot rollout of Operator Connect for the users in the New York office. A port re-request was accepted already.
- Create a Teams channel for the marketing department for external collaboration.
- Rename the Viva Connections icon as Start portal.

**Technical Requirements**

ADatum identifies the following technical requirements:

- The marketing department requires that all the files shared by using Teams remain available for at least three years after deletion.
- The marketing department must be able to apply a watermark to content and video shared during Teams meetings.
- All users require indefinite access to training videos recorded in Teams by the IT department.
- All access to Teams and shared resources must use the principle of least privilege.
- Guest access must remain disabled.

You need to implement the planned changes for the marketing department.

Which two actions should you perform? Each correct answer presents part of the solution.

NOTE: Each correct selection is worth one point.

- A. Set Invite external users to shared channels to On for the Global (Org-wide default) Teams policy.
- B. From the Azure Active Directory admin center, configure the B2B direct connect outbound access settings for external users and groups.
- C. From the Azure Active Directory admin center, configure the B2B direct connect inbound access settings for external users and groups.
- D. Set Join external shared channels to On for the Teams policy of the marketing department.
- E. Set Invite external users to shared channels to On for the Teams policy of the marketing department.

**Answer:** CE

**QUESTION 288****Case Study 3: ADatum Corporation****Overview****Company Information**

ADatum Corporation is an energy company that has offices across North America and 3,000 employees.

**Physical Locations**

ADatum has the offices shown in the following table.

Location	Type
Calgary	Main office
San Diego	Branch office
New York	Branch office
Edmonton	Field site

**Existing Environment****Network Infrastructure**

The office in Calgary has a 1-Gbps internet circuit. The offices in San Diego and New York have 100-Mbps internet circuits. The field site in Edmonton has a 3-Mbps internet circuit.

**Departments**

ADatum has the following departments:

- Information technology (IT)
- Project management
- Marketing

**Microsoft 365 and Tenants Environment**

ADatum recently purchased a Microsoft 365 E5 subscription that has the Microsoft Teams Domestic Calling Plan add-on. All users are assigned Microsoft 365 E5 and Microsoft Teams Domestic Calling Plan licenses and Calling Plans is deployed.

Azure AD has the default Cross-tenant access settings configured.

The Teams policies settings are configured as shown in the following exhibit.

## Teams policies

Teams policies are used to control what settings or features are available to users when they are using teams and channels. You can use the Global (Org-wide default) policy and customize it or create one or more custom policies for those people that are members of a team or a channel within your organization. [Learn more](#)

### Teams policies summary

**1** Default policy      **1** Custom policy

### Manage policies

Group policy assignment

+ Add   Edit   Duplicate   Delete   Reset Global policy   Manage users   2 items   Search by name

Name	Description	Custom policy	Assigned to users	Create private channels	Create shared channels	Invite external users	Join external channels
Global (Org-wide default)	Default policy for users...	No		On	On	On	On
Marketing	Marketing users policy	Yes	<a href="#">View users</a>	On	On	Off	Off

The Teams client is deployed to a non-persistent Virtual Desktop Infrastructure (VDI) used by the project management department.

Allow guest access in Teams is set to Off.

The Microsoft Viva Connections app is deployed to all users.

### Problem Statements

ADatum identifies the following issues:

- An executive at the San Diego office reports that video drops during Teams meetings.
- The Edmonton field site has limited bandwidth, and users report poor audio during Teams calls and meetings.
- Users in the project management department report that they cannot give or take control during Teams calls and meetings while sharing their VDI desktop.

### Planned Changes

ADatum plans to implement the following changes:

- Configure the media bit rate settings for the users at the Edmonton field site. The settings must apply only to the user while they are at the site, but NOT when they are at a different office.
- Create a Teams channel to enable the project management department to collaborate with the IT department on a device upgrade project.
- Implement a pilot rollout of Operator Connect for the users in the New York office. A port re-request was accepted already.
- Create a Teams channel for the marketing department for external collaboration.
- Rename the Viva Connections icon as Start portal.

### Technical Requirements

ADatum identifies the following technical requirements:

- The marketing department requires that all the files shared by using Teams remain available for at least three years after deletion.
- The marketing department must be able to apply a watermark to content and video shared during Teams meetings.
- All users require indefinite access to training videos recorded in Teams by the IT department.
- All access to Teams and shared resources must use the principle of least privilege.
- Guest access must remain disabled.

### Hotspot Question

You need to implement the planned changes for the marketing department and the project management department. The solution must meet the technical requirements.

Which type of channel should you use for each department? To answer, select the appropriate options in the answer area.

NOTE: Each correct selection is worth one point.

## Answer Area

Marketing:  ▼

Private
Shared
Standard

Project management:  ▼

Private
Shared
Standard

Answer:

## Answer Area

Marketing:  ▼

Private
Shared
Standard

Project management:  ▼

Private
Shared
Standard

### QUESTION 289

#### Case Study 3: ADatum Corporation

##### Overview

##### Company Information

ADatum Corporation is an energy company that has offices across North America and 3,000 employees.

##### Physical Locations

ADatum has the offices shown in the following table.

Location	Type
Calgary	Main office
San Diego	Branch office
New York	Branch office
Edmonton	Field site

##### Existing Environment

##### Network Infrastructure

The office in Calgary has a 1-Gbps internet circuit. The offices in San Diego and New York have 100-Mbps internet circuits. The field site in Edmonton has a 3-Mbps internet circuit.

##### Departments

ADatum has the following departments:

- Information technology (IT)



- Project management
- Marketing

### Microsoft 365 and Tenants Environment

ADatum recently purchased a Microsoft 365 E5 subscription that has the Microsoft Teams Domestic Calling Plan add-on. All users are assigned Microsoft 365 E5 and Microsoft Teams Domestic Calling Plan licenses and Calling Plans is deployed.

Azure AD has the default Cross-tenant access settings configured.

The Teams policies settings are configured as shown in the following exhibit.

#### Teams policies

Teams policies are used to control what settings or features are available to users when they are using teams and channels. You can use the Global (Org-wide default) policy and customize it or create one or more custom policies for those people that are members of a team or a channel within your organization. [Learn more](#)

**Teams policies summary**

1 Default policy    1 Custom policy

**Manage policies**    Group policy assignment

+ Add   Edit   Duplicate   Delete   Reset Global policy   Manage users   2 items   Search by name

Name ↑	Description	Custom policy	Assigned to users	Create private channels	Create shared channels	Invite external users	Join external channels
Global (Org-wide default)	Default policy for users...	No		On	On	On	On
Marketing	Marketing users policy	Yes	<a href="#">View users</a>	On	On	Off	Off

The Teams client is deployed to a non-persistent Virtual Desktop Infrastructure (VDI) used by the project management department.

Allow guest access in Teams is set to Off.

The Microsoft Viva Connections app is deployed to all users.

#### Problem Statements

ADatum identifies the following issues:

- An executive at the San Diego office reports that video drops during Teams meetings.
- The Edmonton field site has limited bandwidth, and users report poor audio during Teams calls and meetings.
- Users in the project management department report that they cannot give or take control during Teams calls and meetings while sharing their VDI desktop.

#### Planned Changes

ADatum plans to implement the following changes:

- Configure the media bit rate settings for the users at the Edmonton field site. The settings must apply only to the user while they are at the site, but NOT when they are at a different office.
- Create a Teams channel to enable the project management department to collaborate with the IT department on a device upgrade project.
- Implement a pilot rollout of Operator Connect for the users in the New York office. A port re-request was accepted already.
- Create a Teams channel for the marketing department for external collaboration.
- Rename the Viva Connections icon as Start portal.

#### Technical Requirements

ADatum identifies the following technical requirements:

- The marketing department requires that all the files shared by using Teams remain available for at least three years after deletion.
- The marketing department must be able to apply a watermark to content and video shared during Teams meetings.
- All users require indefinite access to training videos recorded in Teams by the IT department.
- All access to Teams and shared resources must use the principle of least privilege.
- Guest access must remain disabled.

Drag and Drop Question

You need to implement the planned changes for Viva Connections.

Which three actions should you perform in sequence? To answer, move the appropriate actions from the list of actions

to the answer area and arrange them in the correct order.

### Actions

From the Microsoft Teams admin center, select **Setup policies**.

Select the Viva Connections app, and then select **Customize**.

Modify and apply the app details.

From the Microsoft Teams admin center, select **Customize store**.

From the Microsoft Teams admin center, select **Manage apps**.

From Org-wide app settings, enable tailored apps.

### Answer Area



Answer:

### Actions

From the Microsoft Teams admin center, select **Setup policies**.

From the Microsoft Teams admin center, select **Customize store**.

From Org-wide app settings, enable tailored apps.

### Answer Area

From the Microsoft Teams admin center, select **Manage apps**.

Select the Viva Connections app, and then select **Customize**.

Modify and apply the app details.



## QUESTION 290

### Case Study 3: ADatum Corporation

#### Overview

#### Company Information

ADatum Corporation is an energy company that has offices across North America and 3,000 employees.

#### Physical Locations

ADatum has the offices shown in the following table.

Location	Type
Calgary	Main office
San Diego	Branch office
New York	Branch office
Edmonton	Field site

### Existing Environment

#### Network Infrastructure

The office in Calgary has a 1-Gbps internet circuit. The offices in San Diego and New York have 100-Mbps internet circuits. The field site in Edmonton has a 3-Mbps internet circuit.

#### Departments

ADatum has the following departments:

- Information technology (IT)
- Project management
- Marketing

#### Microsoft 365 and Tenants Environment

ADatum recently purchased a Microsoft 365 E5 subscription that has the Microsoft Teams Domestic Calling Plan add-on. All users are assigned Microsoft 365 E5 and Microsoft Teams Domestic Calling Plan licenses and Calling Plans is deployed.

Azure AD has the default Cross-tenant access settings configured.

The Teams policies settings are configured as shown in the following exhibit.

#### Teams policies

Teams policies are used to control what settings or features are available to users when they are using teams and channels. You can use the Global (Org-wide default) policy and customize it or create one or more custom policies for those people that are members of a team or a channel within your organization. [Learn more](#)

**Teams policies summary**

1 Default policy      1 Custom policy

**Manage policies**      Group policy assignment

+ Add   Edit   Duplicate   Delete   Reset Global policy   Manage users   2 items      Search by name

Name ↑	Description	Custom policy	Assigned to users	Create private channels	Create shared channels	Invite external users	Join external channels
Global (Org-wide default)	Default policy for users...	No		On	On	On	On
Marketing	Marketing users policy	Yes	<a href="#">View users</a>	On	On	Off	Off

The Teams client is deployed to a non-persistent Virtual Desktop Infrastructure (VDI) used by the project management department.

Allow guest access in Teams is set to Off.

The Microsoft Viva Connections app is deployed to all users.

#### Problem Statements

ADatum identifies the following issues:

- An executive at the San Diego office reports that video drops during Teams meetings.
- The Edmonton field site has limited bandwidth, and users report poor audio during Teams calls and meetings.
- Users in the project management department report that they cannot give or take control during Teams calls and meetings while sharing their VDI desktop.

#### Planned Changes

ADatum plans to implement the following changes:

- Configure the media bit rate settings for the users at the Edmonton field site. The settings must apply only to the user while they are at the site, but NOT when they are at a different office.
- Create a Teams channel to enable the project management department to collaborate with the IT department on a device upgrade project.

- Implement a pilot rollout of Operator Connect for the users in the New York office. A port re-request was accepted already.
- Create a Teams channel for the marketing department for external collaboration.
- Rename the Viva Connections icon as Start portal.

**Technical Requirements**

ADatum identifies the following technical requirements:

- The marketing department requires that all the files shared by using Teams remain available for at least three years after deletion.
- The marketing department must be able to apply a watermark to content and video shared during Teams meetings.
- All users require indefinite access to training videos recorded in Teams by the IT department.
- All access to Teams and shared resources must use the principle of least privilege.
- Guest access must remain disabled.

Which license should you purchase to meet the technical requirements of the marketing department to apply a watermark?

- A. Microsoft Priva Privacy Risk Management
- B. Microsoft Priva Subject Rights Requests
- C. Microsoft Teams Premium
- D. Microsoft Defender for Cloud Apps

**Answer: C**

**QUESTION 291****Case Study 3: ADatum Corporation****Overview****Company Information**

ADatum Corporation is an energy company that has offices across North America and 3,000 employees.

**Physical Locations**

ADatum has the offices shown in the following table.

Location	Type
Calgary	Main office
San Diego	Branch office
New York	Branch office
Edmonton	Field site

**Existing Environment****Network Infrastructure**

The office in Calgary has a 1-Gbps internet circuit. The offices in San Diego and New York have 100-Mbps internet circuits. The field site in Edmonton has a 3-Mbps internet circuit.

**Departments**

ADatum has the following departments:

- Information technology (IT)
- Project management
- Marketing

**Microsoft 365 and Tenants Environment**

ADatum recently purchased a Microsoft 365 E5 subscription that has the Microsoft Teams Domestic Calling Plan add-on. All users are assigned Microsoft 365 E5 and Microsoft Teams Domestic Calling Plan licenses and Calling Plans is deployed.

Azure AD has the default Cross-tenant access settings configured.

The Teams policies settings are configured as shown in the following exhibit.

## Teams policies

Teams policies are used to control what settings or features are available to users when they are using teams and channels. You can use the Global (Org-wide default) policy and customize it or create one or more custom policies for those people that are members of a team or a channel within your organization. [Learn more](#)

**Teams policies summary**

1 Default policy      1 Custom policy

**Manage policies**      Group policy assignment

+ Add   Edit   Duplicate   Delete   Reset Global policy   Manage users   2 items      Search by name

Name	Description	Custom policy	Assigned to users	Create private channels	Create shared channels	Invite external users	Join external channels
Global (Org-wide default)	Default policy for users...	No		On	On	On	On
Marketing	Marketing users policy	Yes	<a href="#">View users</a>	On	On	Off	Off

The Teams client is deployed to a non-persistent Virtual Desktop Infrastructure (VDI) used by the project management department.

Allow guest access in Teams is set to Off.

The Microsoft Viva Connections app is deployed to all users.

### Problem Statements

ADatum identifies the following issues:

- An executive at the San Diego office reports that video drops during Teams meetings.
- The Edmonton field site has limited bandwidth, and users report poor audio during Teams calls and meetings.
- Users in the project management department report that they cannot give or take control during Teams calls and meetings while sharing their VDI desktop.

### Planned Changes

ADatum plans to implement the following changes:

- Configure the media bit rate settings for the users at the Edmonton field site. The settings must apply only to the user while they are at the site, but NOT when they are at a different office.
- Create a Teams channel to enable the project management department to collaborate with the IT department on a device upgrade project.
- Implement a pilot rollout of Operator Connect for the users in the New York office. A port re-request was accepted already.
- Create a Teams channel for the marketing department for external collaboration.
- Rename the Viva Connections icon as Start portal.

### Technical Requirements

ADatum identifies the following technical requirements:

- The marketing department requires that all the files shared by using Teams remain available for at least three years after deletion.
- The marketing department must be able to apply a watermark to content and video shared during Teams meetings.
- All users require indefinite access to training videos recorded in Teams by the IT department.
- All access to Teams and shared resources must use the principle of least privilege.
- Guest access must remain disabled.

You need to resolve the issue reported by the project management department users.

What should you do?

- Instruct the users to launch Teams and select Check for updates.
- Uninstall the current Teams client, and then reinstall the latest version of the client.
- From the Microsoft Teams admin center, create and assign a new meeting policy.
- From the Microsoft Teams admin center, modify the Meeting settings.

**Answer: C**



## QUESTION 292

### Case Study 3: ADatum Corporation

#### Overview

#### Company Information

ADatum Corporation is an energy company that has offices across North America and 3,000 employees.

#### Physical Locations

ADatum has the offices shown in the following table.

Location	Type
Calgary	Main office
San Diego	Branch office
New York	Branch office
Edmonton	Field site

#### Existing Environment

##### Network Infrastructure

The office in Calgary has a 1-Gbps internet circuit. The offices in San Diego and New York have 100-Mbps internet circuits. The field site in Edmonton has a 3-Mbps internet circuit.

##### Departments

ADatum has the following departments:

- Information technology (IT)
- Project management
- Marketing

##### Microsoft 365 and Tenants Environment

ADatum recently purchased a Microsoft 365 E5 subscription that has the Microsoft Teams Domestic Calling Plan add-on. All users are assigned Microsoft 365 E5 and Microsoft Teams Domestic Calling Plan licenses and Calling Plans is deployed.

Azure AD has the default Cross-tenant access settings configured.

The Teams policies settings are configured as shown in the following exhibit.

##### Teams policies

Teams policies are used to control what settings or features are available to users when they are using teams and channels. You can use the Global (Org-wide default) policy and customize it or create one or more custom policies for those people that are members of a team or a channel within your organization. [Learn more](#)

**Teams policies summary**

1

Default policy

1

Custom policy

**Manage policies** Group policy assignment

+ Add Edit Duplicate Delete Reset Global policy Manage users 2 items Search by name

Name	Description	Custom policy	Assigned to users	Create private channels	Create shared channels	Invite external users	Join external channels
Global (Org-wide default)	Default policy for users...	No		On	On	On	On
Marketing	Marketing users policy	Yes	View users	On	On	Off	Off

The Teams client is deployed to a non-persistent Virtual Desktop Infrastructure (VDI) used by the project management department.

Allow guest access in Teams is set to Off.

The Microsoft Viva Connections app is deployed to all users.

#### Problem Statements

ADatum identifies the following issues:

- An executive at the San Diego office reports that video drops during Teams meetings.
- The Edmonton field site has limited bandwidth, and users report poor audio during Teams calls and meetings.
- Users in the project management department report that they cannot give or take control during Teams calls and

meetings while sharing their VDI desktop.

**Planned Changes**

ADatum plans to implement the following changes:

- Configure the media bit rate settings for the users at the Edmonton field site. The settings must apply only to the user while they are at the site, but NOT when they are at a different office.
- Create a Teams channel to enable the project management department to collaborate with the IT department on a device upgrade project.
- Implement a pilot rollout of Operator Connect for the users in the New York office. A port re-request was accepted already.
- Create a Teams channel for the marketing department for external collaboration.
- Rename the Viva Connections icon as Start portal.

**Technical Requirements**

ADatum identifies the following technical requirements:

- The marketing department requires that all the files shared by using Teams remain available for at least three years after deletion.
- The marketing department must be able to apply a watermark to content and video shared during Teams meetings.
- All users require indefinite access to training videos recorded in Teams by the IT department.
- All access to Teams and shared resources must use the principle of least privilege.
- Guest access must remain disabled.

**Drag and Drop Question**

You need to configure the pilot for the New York office.

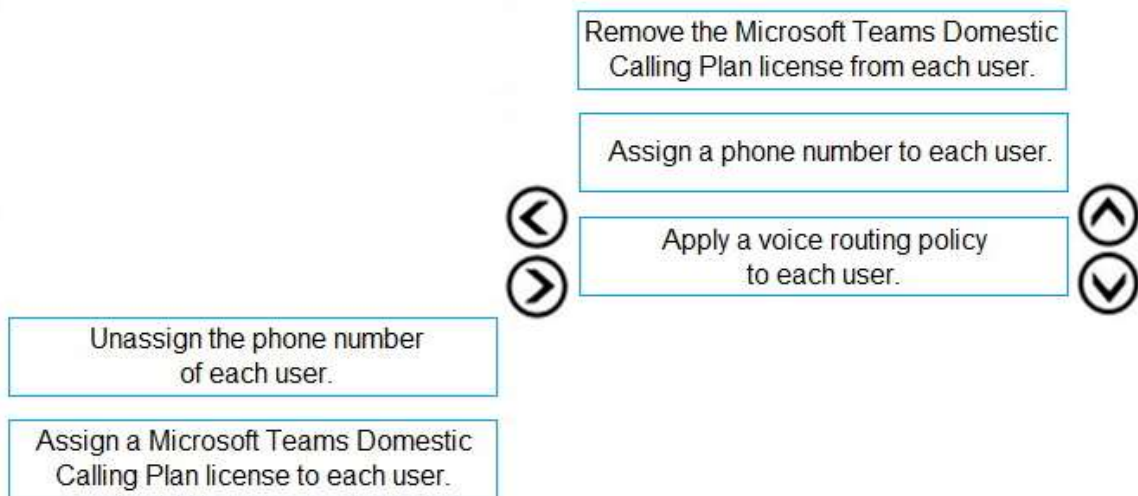
Which three actions should you perform in sequence? To answer, move the appropriate actions from the list of actions to the answer area and arrange them in the correct order.

**Actions****Answer Area**

- Assign a phone number to each user.
- Remove the Microsoft Teams Domestic Calling Plan license from each user.
- Apply a voice routing policy to each user.
- Unassign the phone number of each user.
- Assign a Microsoft Teams Domestic Calling Plan license to each user.



**Answer:**

**Actions**
**Answer Area**

**Explanation:**

<https://learn.microsoft.com/en-us/microsoftteams/operator-connect-plan>

**QUESTION 293**
**Case Study 3: ADatum Corporation**
**Overview**
**Company Information**

ADatum Corporation is an energy company that has offices across North America and 3,000 employees.

**Physical Locations**

ADatum has the offices shown in the following table.

Location	Type
Calgary	Main office
San Diego	Branch office
New York	Branch office
Edmonton	Field site

**Existing Environment**
**Network Infrastructure**

The office in Calgary has a 1-Gbps internet circuit. The offices in San Diego and New York have 100-Mbps internet circuits. The field site in Edmonton has a 3-Mbps internet circuit.

**Departments**

ADatum has the following departments:

- Information technology (IT)
- Project management
- Marketing

**Microsoft 365 and Tenants Environment**

ADatum recently purchased a Microsoft 365 E5 subscription that has the Microsoft Teams Domestic Calling Plan add-on. All users are assigned Microsoft 365 E5 and Microsoft Teams Domestic Calling Plan licenses and Calling Plans is deployed.

Azure AD has the default Cross-tenant access settings configured.

The Teams policies settings are configured as shown in the following exhibit.

## Teams policies

Teams policies are used to control what settings or features are available to users when they are using teams and channels. You can use the Global (Org-wide default) policy and customize it or create one or more custom policies for those people that are members of a team or a channel within your organization. [Learn more](#)

### Teams policies summary

**1** Default policy      **1** Custom policy

### Manage policies

Group policy assignment

+ Add   Edit   Duplicate   Delete   Reset Global policy   Manage users   2 items   Search by name

Name	Description	Custom policy	Assigned to users	Create private channels	Create shared channels	Invite external users	Join external channels
Global (Org-wide default)	Default policy for users...	No		On	On	On	On
Marketing	Marketing users policy	Yes	<a href="#">View users</a>	On	On	Off	Off

The Teams client is deployed to a non-persistent Virtual Desktop Infrastructure (VDI) used by the project management department.

Allow guest access in Teams is set to Off.

The Microsoft Viva Connections app is deployed to all users.

### Problem Statements

ADatum identifies the following issues:

- An executive at the San Diego office reports that video drops during Teams meetings.
- The Edmonton field site has limited bandwidth, and users report poor audio during Teams calls and meetings.
- Users in the project management department report that they cannot give or take control during Teams calls and meetings while sharing their VDI desktop.

### Planned Changes

ADatum plans to implement the following changes:

- Configure the media bit rate settings for the users at the Edmonton field site. The settings must apply only to the user while they are at the site, but NOT when they are at a different office.
- Create a Teams channel to enable the project management department to collaborate with the IT department on a device upgrade project.
- Implement a pilot rollout of Operator Connect for the users in the New York office. A port re-request was accepted already.
- Create a Teams channel for the marketing department for external collaboration.
- Rename the Viva Connections icon as Start portal.

### Technical Requirements

ADatum identifies the following technical requirements:

- The marketing department requires that all the files shared by using Teams remain available for at least three years after deletion.
- The marketing department must be able to apply a watermark to content and video shared during Teams meetings.
- All users require indefinite access to training videos recorded in Teams by the IT department.
- All access to Teams and shared resources must use the principle of least privilege.
- Guest access must remain disabled.

### Hotspot Question

You need to configure a policy for the IT department to meet the technical requirements for training videos.

How should you complete the PowerShell cmdlet? To answer, select the appropriate options in the answer area.

NOTE: Each correct selection is worth one point.

**Answer Area**

	-Identity IT	
Set-CsTeamsMeetingBroadcastConfiguration		-AllowCloudRecording
Set-CsTeamsMeetingBroadcastPolicy		-ChannelRecordingDownload
Set-CsTeamsMeetingConfiguration		-NewMeetingRecordingExpirationDays
Set-CsTeamsMeetingPolicy		-RecordingStorageMode

**Answer:**

**Answer Area**

	-Identity IT	
Set-CsTeamsMeetingBroadcastConfiguration		-AllowCloudRecording
Set-CsTeamsMeetingBroadcastPolicy		-ChannelRecordingDownload
Set-CsTeamsMeetingConfiguration		-NewMeetingRecordingExpirationDays
Set-CsTeamsMeetingPolicy		-RecordingStorageMode

**QUESTION 294**
**Case Study 3: ADatum Corporation**
**Overview**
**Company Information**

ADatum Corporation is an energy company that has offices across North America and 3,000 employees.

**Physical Locations**

ADatum has the offices shown in the following table.

Location	Type
Calgary	Main office
San Diego	Branch office
New York	Branch office
Edmonton	Field site

**Existing Environment**
**Network Infrastructure**

The office in Calgary has a 1-Gbps internet circuit. The offices in San Diego and New York have 100-Mbps internet circuits. The field site in Edmonton has a 3-Mbps internet circuit.

**Departments**

ADatum has the following departments:

- Information technology (IT)
- Project management
- Marketing

**Microsoft 365 and Tenants Environment**

ADatum recently purchased a Microsoft 365 E5 subscription that has the Microsoft Teams Domestic Calling Plan add-on. All users are assigned Microsoft 365 E5 and Microsoft Teams Domestic Calling Plan licenses and Calling Plans is deployed.

Azure AD has the default Cross-tenant access settings configured.

The Teams policies settings are configured as shown in the following exhibit.



## Teams policies

Teams policies are used to control what settings or features are available to users when they are using teams and channels. You can use the Global (Org-wide default) policy and customize it or create one or more custom policies for those people that are members of a team or a channel within your organization. [Learn more](#)

### Teams policies summary

**1** Default policy      **1** Custom policy

### Manage policies

Group policy assignment

+ Add Edit Duplicate Delete Reset Global policy Manage users 2 items Search by name

Name	Description	Custom policy	Assigned to users	Create private channels	Create shared channels	Invite external users	Join external channels
Global (Org-wide default)	Default policy for users...	No		On	On	On	On
Marketing	Marketing users policy	Yes	<a href="#">View users</a>	On	On	Off	Off

The Teams client is deployed to a non-persistent Virtual Desktop Infrastructure (VDI) used by the project management department.

Allow guest access in Teams is set to Off.

The Microsoft Viva Connections app is deployed to all users.

### Problem Statements

ADatum identifies the following issues:

- An executive at the San Diego office reports that video drops during Teams meetings.
- The Edmonton field site has limited bandwidth, and users report poor audio during Teams calls and meetings.
- Users in the project management department report that they cannot give or take control during Teams calls and meetings while sharing their VDI desktop.

### Planned Changes

ADatum plans to implement the following changes:

- Configure the media bit rate settings for the users at the Edmonton field site. The settings must apply only to the user while they are at the site, but NOT when they are at a different office.
- Create a Teams channel to enable the project management department to collaborate with the IT department on a device upgrade project.
- Implement a pilot rollout of Operator Connect for the users in the New York office. A port re-request was accepted already.
- Create a Teams channel for the marketing department for external collaboration.
- Rename the Viva Connections icon as Start portal.

### Technical Requirements

ADatum identifies the following technical requirements:

- The marketing department requires that all the files shared by using Teams remain available for at least three years after deletion.
- The marketing department must be able to apply a watermark to content and video shared during Teams meetings.
- All users require indefinite access to training videos recorded in Teams by the IT department.
- All access to Teams and shared resources must use the principle of least privilege.
- Guest access must remain disabled.

### Hotspot Question

You need to troubleshoot the issues reported by the users in the San Diego office and the Edmonton field site.

What should you use for each office? To answer, select the appropriate options in the answer area.

NOTE: Each correct selection is worth one point.

**Answer Area**

San Diego: 

▼
Advanced call analytics
Call Quality Dashboard (CQD)
Network planner
Session Border Controller (SBC) logs

Edmonton: 

▼
Advanced call analytics
Call Quality Dashboard (CQD)
Network planner
Session Border Controller (SBC) logs

Answer:

**Answer Area**

San Diego: 

▼
Advanced call analytics
Call Quality Dashboard (CQD)
Network planner
Session Border Controller (SBC) logs

Edmonton: 

▼
Advanced call analytics
Call Quality Dashboard (CQD)
Network planner
Session Border Controller (SBC) logs

**QUESTION 295**

Hotspot Question

You have a Microsoft 365 subscription that uses Microsoft Teams.

You plan to deploy a Microsoft Teams display device.

You need to enable automatic provisioning.

Which type of resource account should you create, and what should you use to identify the device? To answer, select the appropriate options in the answer area.

NOTE: Each correct selection is worth one point.

**Answer Area**

To identify the device, use:

The IP address
The device hash
The hardware ID
The device serial number
The device MAC address

Create resource account type:

Microsoft Teams resource account
Microsoft 365 room resource account
Microsoft Exchange Server equipment resource account

**Answer:****Answer Area**

To identify the device, use:

The IP address
The device hash
The hardware ID
The device serial number
The device MAC address

Create resource account type:

Microsoft Teams resource account
Microsoft 365 room resource account
Microsoft Exchange Server equipment resource account

**Explanation:**

<https://docs.microsoft.com/en-us/microsoftteams/devices/remote-provision-remote-login>  
<https://docs.microsoft.com/en-us/microsoftteams/devices/resource-account-ui>

**QUESTION 296**

You have a Microsoft 365 subscription.

You plan to implement Microsoft Teams.

You need to perform network quality and connectivity tests from an on-premises network to Microsoft 365 Online services by using the Network Testing Companion.

You install the Network Testing Companion module on a local Windows 10 device.

Which additional software should you install to perform the tests?

- A. Network Assessment Tool
- B. Windows Performance Analyzer (WPA)
- C. the Microsoft Teams desktop client
- D. Windows Assessment Toolkit

**Answer: A****Explanation:**

[MS-700 Exam Dumps](#) [MS-700 Exam Questions](#) [MS-700 PDF Dumps](#) [MS-700 VCE Dumps](#)

<https://www.braindump2go.com/ms-700.html>

You can download Skype for Business Network Assessment Tool which does connectivity test with Microsoft Teams.  
<https://www.microsoft.com/en-us/download/details.aspx?id=53885>

**QUESTION 297**

You plan to deploy Microsoft Teams to a remote location.

You perform a network readiness assessment for Microsoft Teams by using the Network Testing Companion.

Which two tests are included in the assessment? Each correct answer presents part of the solution.

NOTE: Each correct selection is worth one point.

- A. trace route information
- B. video quality tests
- C. open and blocked ports
- D. audio quality tests
- E. Quality of Service (QoS) validation

**Answer:** CD

**QUESTION 298**

You have a Microsoft 365 subscription that uses Microsoft Teams and contains the groups shown in the following table.

Name	Type	Number of members
Group1	Distribution	6,500
Group2	Microsoft 365	4,200
Group3	Microsoft 365	15,200
Group4	Security	13,500

Which groups can be converted into a team?

- A. Group1 only
- B. Group2 only
- C. Group4 only
- D. Group2 and Group3 only
- E. Group1, Group2, Group3, and Group4

**Answer:** B

**Explanation:**

<https://learn.microsoft.com/en-us/microsoftteams/limits-specifications-teams>

Maximum size of distribution list, security group or Microsoft 365 group that can be imported in to a team 3,500.

Maximum number of members in a Microsoft 365 group that can be converted to a team 10,000.

**QUESTION 299**

Hotspot Question

You are reviewing the planned implementation of information barriers for your company.

You run the following command.

Get-InformationBarrierPolicy | Format-Table State.AssignedSegment,Segments\*

AssignedSegment	State	SegmentsAllowed	SegmentsBlocked
-----	-----	-----	-----
HR	Inactive	Sales	
Sales	Inactive		HR, Research
Research	Inactive		Sales

You activate the information barrier policies.

For each of the following statements, select Yes if the statement is true. Otherwise, select No.

NOTE: Each correct selection is worth one point.

### Answer Area

Statements	Yes	No
The users in HR can initiate a Microsoft Teams chat with the users in Sales.	<input type="radio"/>	<input type="radio"/>
The users in Sales can invite the users in HR to a Microsoft Teams meeting.	<input type="radio"/>	<input type="radio"/>
The users in Research and HR can collaborate in a Microsoft Teams channel.	<input type="radio"/>	<input type="radio"/>

Answer:

### Answer Area

Statements	Yes	No
The users in HR can initiate a Microsoft Teams chat with the users in Sales.	<input checked="" type="radio"/>	<input type="radio"/>
The users in Sales can invite the users in HR to a Microsoft Teams meeting.	<input type="radio"/>	<input checked="" type="radio"/>
The users in Research and HR can collaborate in a Microsoft Teams channel.	<input type="radio"/>	<input checked="" type="radio"/>

### Explanation:

Box 1: Yes

To allow one segment to communicate with only one other segment, use the New-InformationBarrierPolicy cmdlet with the SegmentsAllowed parameter.

When you want to block segments from communicating with each other, you define two policies: one for each direction. Each policy blocks communication one way only.

Box 2: No

When you want to block segments from communicating with each other, you define two policies: one for each direction. Each policy blocks communication one way only.



Box 3: No

Block policies prevent one segment from communicating with another segment.

Allow policies allow one segment to communicate with only certain other segments.

Reference:

<https://docs.microsoft.com/en-us/microsoft-365/compliance/information-barriers-policies>

### QUESTION 300

Hotspot Question

You have a Microsoft 365 subscription that uses Microsoft Teams.

You have the users shown in the following table.

Name	Role	Department
User1	Global Administrator	IT
User2	Teams Administrator	Collaboration
User3	None	Sales

You have the team shown in the following table.

Name	Owner	Type	Channels
Sales_Projects	User3	Private	Planning, Budgets

You create a new group naming policy as shown in the following exhibit.

#### Group naming policy

The Microsoft 365 groups naming policy allows you to add a specific prefix and/or suffix to the group name and alias of any Microsoft 365 group created by users. For example: <Finance> <group> <Seattle>

#### Current policy

<Group name>\_<Department>

 Delete

☐ Add prefix

Select the type of prefix

 Delete

☒ Add suffix

☐ String

☐ Attribute

Department

Select another suffix

For each of the following statements, select Yes if the statement is true. Otherwise, select No.  
 NOTE: Each correct selection is worth one point.

### Answer Area

Statements	Yes	No
User1 must rename the Sales_Projects team as Sales_Projects_Sales the next time a user is added to the team.	<input type="radio"/>	<input type="radio"/>
User2 can create a new team named Engineering_Projects.	<input type="radio"/>	<input type="radio"/>
User3 can create a new channel named Proposals in the Sales_Projects team.	<input type="radio"/>	<input type="radio"/>

Answer:

### Answer Area

Statements	Yes	No
User1 must rename the Sales_Projects team as Sales_Projects_Sales the next time a user is added to the team.	<input type="radio"/>	<input checked="" type="radio"/>
User2 can create a new team named Engineering_Projects.	<input type="radio"/>	<input checked="" type="radio"/>
User3 can create a new channel named Proposals in the Sales_Projects team.	<input checked="" type="radio"/>	<input type="radio"/>

#### Explanation:

Box 1: No

When group naming policy is configured, the policy will be applied to new Microsoft 365 groups (including teams) created by end users.

For existing Microsoft 365 groups, the policy will not immediately apply at the time of configuration. Once group owner edits the group name for these groups, naming policy will be enforced, even if no changes are made.

Box 2: No

User2 is a member of the Collaboration group, not the Projects group.

You can use attributes that can help you and your users identify which department, office or geographic region for which the group was created. For example, if you define your naming policy as PrefixSuffixNamingRequirement = "GRP [GroupName] [Department]", and User's department = Engineering, then an enforced group name might be

**[MS-700 Exam Dumps](#) [MS-700 Exam Questions](#) [MS-700 PDF Dumps](#) [MS-700 VCE Dumps](#)**

**<https://www.braindump2go.com/ms-700.html>**

λ€GRP My Group Engineering.

Note: The naming policy is applied to creating or editing groups (including teams) created across workloads (for example, Outlook, Microsoft Teams, SharePoint, Exchange, or Planner), even if no editing changes are made.

Box 3: Yes

User3's department is Projects.

Reference:

<https://docs.microsoft.com/en-us/azure/active-directory/enterprise-users/groups-naming-policy>

<https://activedirectoryfaq.com/2021/02/define-teams-naming-policies/>

### QUESTION 301

Your company uses Microsoft Teams.

A URL protection report shows many Blocked and clicked through actions.

You need to prevent users from clicking through to blocked URLs.

Which type of policy should you configure?

- A. Anti-spam
- B. Anti-phishing
- C. Safe Attachments
- D. Safe Links

**Answer: D**

**Explanation:**

Safe Links is a feature in Defender for Office 365 that provides URL scanning and rewriting of inbound email messages in mail flow, and time-of-click verification of URLs and links in email messages and other locations. Safe Links scanning occurs in addition to the regular anti-spam and anti-malware protection in inbound email messages in Exchange Online Protection (EOP). Safe Links scanning can help protect your organization from malicious links that are used in phishing and other attacks.

Reference:

<https://docs.microsoft.com/en-us/microsoft-365/security/office-365-security/safe-links>

### QUESTION 302

Hotspot Question

You have a Microsoft 365 subscription that uses Microsoft Teams.

You have a team named Project1 that contains the users shown in the following table.

Name	Role
User1	Owner
User2	Member

You create a Microsoft 365 groups expiration policy that has the following configurations:

- Group lifetime (in days): 180
- Email contact for groups with no owners: Admin1
- Enable expiration for these Microsoft 365 groups: Project1

The group expiration for Project1 is May 31, 2022.

Which users will be notified to renew Project1, and when the users will receive their first renewal notification? To answer, select the appropriate options in the answer area.

NOTE: Each correct selection is worth one point.

**Answer Area**

Notified users:

User1 only
Admin1 only
User1 and User2 only
User1 and Admin1 only
User1, User2, and Admin1

First renewal notification:

May 1, 2022
May 16, 2022
March 31, 2022

**Answer:****Answer Area**

Notified users:

User1 only
Admin1 only
User1 and User2 only
User1 and Admin1 only
User1, User2, and Admin1

First renewal notification:

May 1, 2022
May 16, 2022
March 31, 2022

**Explanation:**

Box 1: User 1 only

Renewal notifications are emailed to group owners 30 days, 15 days, and one day prior to group expiration. Project1 has User1 as owner so this user will receive a renewal notification and not Admin1. Admin 1 would only receive the renewal notifications if Project1 team was without an owner.

Box 2: May 1, 2022

First renewal notification will take place 30 days prior to group expiration.

**QUESTION 303**

[MS-700 Exam Dumps](#) [MS-700 Exam Questions](#) [MS-700 PDF Dumps](#) [MS-700 VCE Dumps](#)

<https://www.braindump2go.com/ms-700.html>

### Drag and Drop Question

Your company uses Teams.

All users are assigned a Microsoft 365 E3 license.

You need to purchase add-on licenses that will enable the following features for the Teams environment:

- Microsoft Purview Information Barriers
- Data loss prevention (DLP) for Teams chat and channel messages
- Safe attachments for Microsoft SharePoint, OneDrive, and Teams

Which add-on license should you purchase for each feature? To answer, drag the appropriate licenses to the correct features. Each license may be used once, more than once, or not at all. You may need to drag the split bar between panes or scroll to view content.

NOTE: Each correct selection is worth one point.

Add-on license	Answer Area
Microsoft 365 E5 Compliance	DLP for Teams chat and channel messages:
Microsoft 365 E5 eDiscovery and Audit	Safe attachments for SharePoint, OneDrive, and Teams:
Microsoft Defender for Cloud Apps	Microsoft Purview Information Barriers:
Microsoft Defender for Office 365 Plan 1	
Priva Privacy Risk Management	

**Answer:**

Add-on license	Answer Area
Microsoft 365 E5 Compliance	DLP for Teams chat and channel messages: Microsoft 365 E5 Compliance
Microsoft 365 E5 eDiscovery and Audit	Safe attachments for SharePoint, OneDrive, and Teams: Microsoft Defender for Office 365 Plan 1
Microsoft Defender for Cloud Apps	Microsoft Purview Information Barriers: Microsoft 365 E5 Compliance
Microsoft Defender for Office 365 Plan 1	
Priva Privacy Risk Management	

### Explanation:

Pureview need E5 compliance license

<https://www.microsoft.com/en-us/security/business/compliance/e5-compliance?activetab=pivot%3aoverviewtab>

For DLP there are various licenses, but the only one in the list is the compliance license

<https://learn.microsoft.com/en-us/microsoft-365/compliance/dlp-microsoft-teams?view=o365-worldwide>

### QUESTION 304

#### Hotspot Question

You have a Microsoft 365 subscription that uses Microsoft Teams to collaborate with guest users.

You need to use monthly active users (MAU) billing and access reviews to monitor the team membership of the guest users.

Which additional licenses should you assign, and what should you do to enable MAU billing? To answer, select the appropriate options in the answer area.

NOTE: Each correct selection is worth one point.



**Answer Area**

Additional licenses:

▼

Advanced Communications

Azure Active Directory Premium Plan 1

Azure Active Directory Premium Plan 2

Office 365 Enterprise E5

To enable MAU billing:

▼

Enable external access in Microsoft Teams.

Link an Azure subscription to the Azure Active Directory (Azure AD) tenant.

Modify the External collaboration settings for the Azure Active Directory (Azure AD) tenant.

Modify the Configure identity provider settings for the Azure Active Directory (Azure AD) tenant.

**Answer:****Answer Area**

Additional licenses:

▼

Advanced Communications

Azure Active Directory Premium Plan 1

Azure Active Directory Premium Plan 2

Office 365 Enterprise E5

To enable MAU billing:

▼

Enable external access in Microsoft Teams.

Link an Azure subscription to the Azure Active Directory (Azure AD) tenant.

Modify the External collaboration settings for the Azure Active Directory (Azure AD) tenant.

Modify the Configure identity provider settings for the Azure Active Directory (Azure AD) tenant.

**Explanation:**

<https://learn.microsoft.com/en-us/azure/active-directory/governance/access-reviews-overview#license-requirements>  
<https://learn.microsoft.com/en-us/azure/active-directory/external-identities/external-identities-pricing>

**QUESTION 305**

You have a Microsoft 365 E5 subscription that uses Teams.

When you attempt to create a new sensitivity label for Teams, you discover that the Groups & sites option is unavailable as shown in the following exhibit.

**Define the scope for this label**

Labels can be applied directly to files, emails, containers like SharePoint sites and Teams, Power BI items, schematized data assets, and more. Let us know where you want this label to be used so you can configure the applicable protection settings. [Learn more about label scopes](#)

☒ **Files & emails**

Configure encryption and content marking settings to protect labeled emails and Office files. Also define auto-labeling conditions to automatically apply this label to sensitive content in Office, files in Azure, and more.

☒ **Groups & sites**

Configure privacy, access control, and other settings to protect labeled Teams, Microsoft 365 Groups, and SharePoint sites.

 To apply sensitivity labels to Teams, SharePoint sites, and Microsoft 365 Groups, you must first complete these steps to enable the feature.

☒ **Schematized data assets (preview)**

Apply labels to files and schematized data assets in Microsoft Purview Data Map. Schematized data assets include SQL, Azure SQL, Azure Synapse, Azure Cosmos, AWS RDS, and more.

 To apply this label to schematized data assets, you must first turn on labeling for Microsoft Purview Data Map. You can do this from the Labels page. [Learn more about labeling for Microsoft Purview Data Map](#)

You need to be able to select Groups & sites when you create the sensitivity label.  
Which cmdlet should you run?

- A. Set-UnifiedGroup
- B. Set-AzureADDirectorySetting
- C. Set-CsTeamsEnhancedEncryptionPolicy
- D. Set-SPOSiteOffice365Group

**Answer:** B

**Explanation:**

<https://learn.microsoft.com/en-us/azure/active-directory/enterprise-users/groups-assign-sensitivity-labels>  
Set-AzureADDirectorySetting -Id \$grpUnifiedSetting.Id -DirectorySetting \$Setting

### **QUESTION 306**

#### **SIMULATION**

Please wait while the virtual machine loads. Once loaded, you may proceed to the lab section. This may take a few minutes, and the wait time will not be deducted from your overall test time.

When the Next button is available, click it to access the lab section. In this section, you will perform a set of tasks in a live environment. While most functionality will be available to you as it would be in a live environment, some functionality (e.g. copy and paste, ability to navigate to external websites) will not be possible by design.

Scoring is based on the outcome of performing the tasks stated in the lab. In other words it doesn't matter how you accomplish the task, if you successfully perform it, you will earn credit for that task.

Labs are not timed separately, and this exam may have more than one lab that you must complete. You can use as much time as you would like to complete each lab. But you should manage your time appropriately to ensure that you are able to complete the lab(s) and all other sections of the exam in the time provided.

Please note that once you submit your work by clicking the Next button within a lab, you will NOT be able to return to the lab.

You may now click next to proceed to the lab.

Username and password.

Use the following login credentials as needed:

To enter your username, place your cursor in the Sign in box and click on the username below.

To enter your password, place your cursor in the Enter password box and click on the password below.

Microsoft 365 Username:

admin@XXXXXXXXXXXX.onmicrosoft.com

Microsoft 365 Password: XXXXXXXXXXXX

If the Microsoft 365 portal does not load successfully in the browser, press CTRL-K to reload the portal in a new browser tab.

The following information is for technical support purposes only:

Lab Instance: 26178313

#### **Task 3**

Adele Vance is a member of your company's technology adoption team.

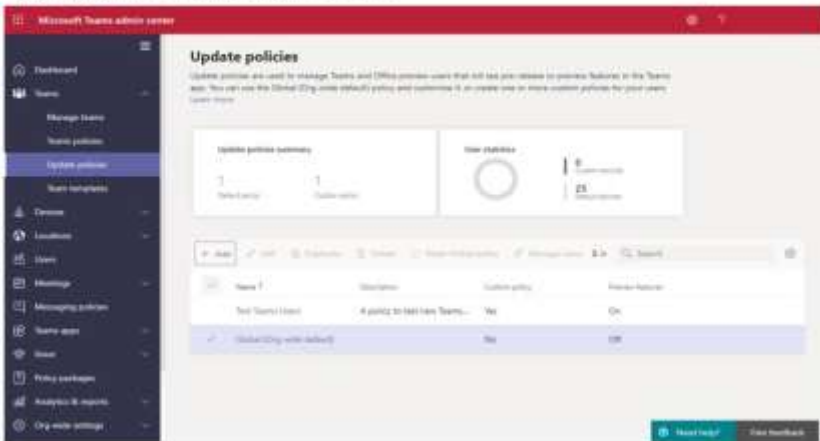
You need to provide only Adele with the ability to turn on and off Teams preview features.

To complete this task, sign in to the Microsoft 365 portal.

**Answer:**

Teams supports the ability to allow selected users to enable Public Preview features in the desktop and browser clients for an early view of functionality. You'll need to create a new update policy in the Teams admin center and assign it to the people you want to access public preview.

Step 1: In Microsoft Teams admin center select Teams->Update policies



Step 2: Click Add



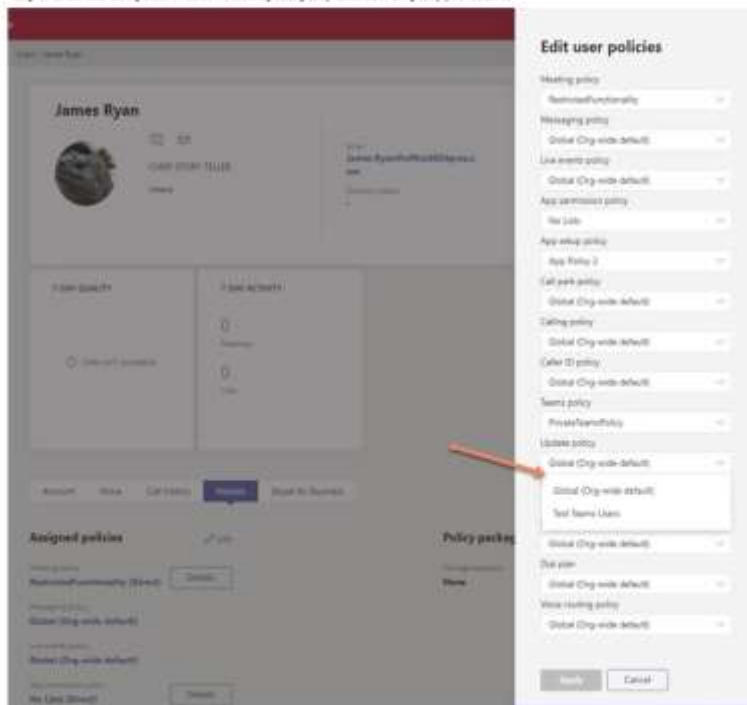
Step 3: Set Show preview features to On, and click Apply.

Step 4: In Microsoft Teams admin center select Users, and Add.

Once the new update policy is saved, it can be assigned to user accounts.

You can do this by editing user accounts through the Teams admin center and editing the set of policies assigned to the account.

Step 5: In the Edit user policies window select Update policy and select the policy you defined.



## QUESTION 307

**[MS-700 Exam Dumps](#) **[MS-700 Exam Questions](#) **[MS-700 PDF Dumps](#) **[MS-700 VCE Dumps](#)********

**<https://www.braindump2go.com/ms-700.html>**

**SIMULATION**

Please wait while the virtual machine loads. Once loaded, you may proceed to the lab section. This may take a few minutes, and the wait time will not be deducted from your overall test time.

When the Next button is available, click it to access the lab section. In this section, you will perform a set of tasks in a live environment. While most functionality will be available to you as it would be in a live environment, some functionality (e.g. copy and paste, ability to navigate to external websites) will not be possible by design.

Scoring is based on the outcome of performing the tasks stated in the lab. In other words it doesn't matter how you accomplish the task, if you successfully perform it, you will earn credit for that task.

Labs are not timed separately, and this exam may have more than one lab that you must complete. You can use as much time as you would like to complete each lab. But you should manage your time appropriately to ensure that you are able to complete the lab(s) and all other sections of the exam in the time provided.

Please note that once you submit your work by clicking the Next button within a lab, you will NOT be able to return to the lab.

You may now click next to proceed to the lab.

Username and password.

Use the following login credentials as needed:

To enter your username, place your cursor in the Sign in box and click on the username below.

To enter your password, place your cursor in the Enter password box and click on the password below.

Microsoft 365 Username:

admin@XXXXXXXXXXXX.onmicrosoft.com

Microsoft 365 Password: XXXXXXXXXXXXX

If the Microsoft 365 portal does not load successfully in the browser, press CTRL-K to reload the portal in a new browser tab.

The following information is for technical support purposes only:

Lab Instance: 26178313

**Task 10**

You need to set Microsoft SharePoint as the only cloud storage option for all teams.

To complete this task, sign in to the Microsoft 365 portal.

**Answer:**

Step 1: In the team channel, click the File tab

Step 2: From the toolbar click on Add cloud storage



Step 3: Select the storage provider. Select SharePoint

### Add cloud storage



Select your cloud storage provider to add a folder to this channel. Everyone with permissions to the original folder will be able to access it in Teams.



#### SharePoint

Empower individuals, teams and organisations to intelligently discover, share, and collaborate on content from anywhere and on any device.



#### Dropbox

Dropbox simplifies the way teams work together with secure, easy-to-use collaboration tools and the fastest, most-reliable file sync platform.



#### Box

Box is a secure content management and collaboration platform helping teams and organizations easily share, manage, and collaborate on their most important information.



#### Egnyte

Securely access, edit, and share content stored on-premises or in the cloud, anywhere, anytime, from any device.



#### ShareFile

Citrix ShareFile helps people exchange files easily, securely and professionally.



#### Google Drive

Get access to files anywhere through secure cloud storage and file back-up for your photos, videos, files and more with Google Drive.

Step 4: Configure the authorization between Teams and the cloud storage provider, this step will be different for each provider

Step 5: Once authorized select the folder you want to add to the channel and click Add folder, to add the entire storage simply click Add folder

Step 6: Etc.

### QUESTION 308

[MS-700 Exam Dumps](#) [MS-700 Exam Questions](#) [MS-700 PDF Dumps](#) [MS-700 VCE Dumps](#)

<https://www.braindump2go.com/ms-700.html>



**SIMULATION**

Please wait while the virtual machine loads. Once loaded, you may proceed to the lab section. This may take a few minutes, and the wait time will not be deducted from your overall test time.

When the Next button is available, click it to access the lab section. In this section, you will perform a set of tasks in a live environment. While most functionality will be available to you as it would be in a live environment, some functionality (e.g. copy and paste, ability to navigate to external websites) will not be possible by design.

Scoring is based on the outcome of performing the tasks stated in the lab. In other words it doesn't matter how you accomplish the task, if you successfully perform it, you will earn credit for that task.

Labs are not timed separately, and this exam may have more than one lab that you must complete. You can use as much time as you would like to complete each lab. But you should manage your time appropriately to ensure that you are able to complete the lab(s) and all other sections of the exam in the time provided.

Please note that once you submit your work by clicking the Next button within a lab, you will NOT be able to return to the lab.

You may now click next to proceed to the lab.

Username and password.

Use the following login credentials as needed:

To enter your username, place your cursor in the Sign in box and click on the username below.

To enter your password, place your cursor in the Enter password box and click on the password below.

Microsoft 365 Username:

admin@XXXXXXXXXXXX.onmicrosoft.com

Microsoft 365 Password: XXXXXXXXXXXX

If the Microsoft 365 portal does not load successfully in the browser, press CTRL-K to reload the portal in a new browser tab.

The following information is for technical support purposes only:

Lab Instance: 26178313

**Task 11**

You need to restrict external Teams communication for both calling and personal chat to only organizational users that use the microsoft.com domain.

To complete this task, sign in to the Microsoft 365 portal.

**Answer:**

Manage external meetings and chat in Microsoft Teams

Allow or block domains

If you add blocked domains, all other domains will be allowed; and if you add allowed domains, all other domains will be blocked. The exception to this rule is if anonymous participants are allowed in meetings.

1. Using the Microsoft Teams admin center to allow specific domains
2. In the Teams admin center, go to Users > External access.
3. Under Choose which domains your users have access to, choose Allow only specific external domains.
4. Select Allow domains.
5. In the Domain box, type the domain that you want to allow, in this case microsoft.com, and then click Done.
6. If you want to allow another domain, click Add a domain.
7. Click Save.

Reference: <https://learn.microsoft.com/en-us/microsoftteams/manage-external-access>

## **QUESTION 309**

### **SIMULATION**

Please wait while the virtual machine loads. Once loaded, you may proceed to the lab section. This may take a few minutes, and the wait time will not be deducted from your overall test time.

When the Next button is available, click it to access the lab section. In this section, you will perform a set of tasks in a live environment. While most functionality will be available to you as it would be in a live environment, some functionality (e.g. copy and paste, ability to navigate to external websites) will not be possible by design.

Scoring is based on the outcome of performing the tasks stated in the lab. In other words, it doesn't matter how you accomplish the task, if you successfully perform it, you will earn credit for that task.

Labs are not timed separately, and this exam may have more than one lab that you must complete. You can use as much time as you would like to complete each lab. But you should manage your time appropriately to ensure that you are able to complete the lab(s) and all other sections of the exam in the time provided.

Please note that once you submit your work by clicking the Next button within a lab, you will NOT be able to return to the lab.

You may now click next to proceed to the lab.

Username and password.

Use the following login credentials as needed:

To enter your username, place your cursor in the Sign in box and click on the username below.

To enter your password, place your cursor in the Enter password box and click on the password below.

Microsoft 365 Username:

admin@XXXXXXXXXXXX.onmicrosoft.com

Microsoft 365 Password: XXXXXXXXXXXX

If the Microsoft 365 portal does not load successfully in the browser, press CTRL-K to reload the portal in a new browser tab.

The following information is for technical support purposes only:

Lab Instance: 26178313

### **Task 12**

**[MS-700 Exam Dumps](#)** **[MS-700 Exam Questions](#)** **[MS-700 PDF Dumps](#)** **[MS-700 VCE Dumps](#)**

**<https://www.braindump2go.com/ms-700.html>**

You need to create a Microsoft 365 group named TeamsAdmin that can manage Teams Phone configurations without being able to manage teams and channels.

To complete this task, sign in to the Microsoft 365 portal.

**Answer:**

Create a group in the Microsoft 365 admin center

1. In the admin center, expand Groups, and then click Groups.
2. Select Add a group.
3. On the Choose a group type page, select Microsoft 365, and select Next.
4. On the Basics page, type a name for the group, in this case TeamsAdmin, and, optionally, a description. Select Next.
5. On the Owners page, choose the name of one or more people who will be designated to manage the group. Anyone who is a group owner will be able to delete email from the Group inbox. Other members won't be able to delete email from the Group inbox. Select Next.
6. On the Members page, choose the name of one or more people who will be designated as members of the group. Select Next.
7. On the Settings page, type a unique email address for the group, choose a privacy option and whether you want to add Microsoft Teams, and then select Next.
8. After reviewing your settings and making any changes, select Create group.
9. Select Close.

After creating a new group and adding members, you can further configure your group, such as editing the group name or description, changing owners or members, and specifying whether external senders can email the group and whether to send copies of group conversations to members.

Assigning a Role in Microsoft Teams

Step 1: In the left navigation of the Microsoft Teams Rooms managed service portal, go to Settings > Roles.

Step 2: Select the role you want to assign. In this case select Teams Device admin.

Note: To manage devices, such as change device configuration, restart devices, manage updates, or view device and peripheral health, you need to be assigned one of the following Microsoft 365 admin roles:

Microsoft 365 Global admin  
Teams Service admin  
Teams Device admin

Step 3: On the General settings page, under Assignment properties, enter a name for this assignment. The description is optional. Choose Next.

Step 4: On the Members page, in the Search for user or security group box, enter the name of a user or security group, in this case TeamsAdmin, in your tenant to which you want to give permissions, and then complete the selection. Choose Next.

Step 5: On the Scope page, in the Search for room or room group box, type the name of either a room or room group that the user will be allowed to manage. Choose Next.

Step 6: On the Finish page, review the details of the assignment. If you're satisfied with the configuration, choose Add assignment. If you want to edit a section, use the Previous button or select the step in the left navigation.

Reference: <https://learn.microsoft.com/en-us/microsoft-365/admin/create-groups/create-groups>  
<https://www.communicationsquare.com/news/role-based-access-in-microsoft-teams/>  
<https://learn.microsoft.com/en-us/microsoftteams/using-admin-roles>

## QUESTION 310

**[MS-700 Exam Dumps](#)** **[MS-700 Exam Questions](#)** **[MS-700 PDF Dumps](#)** **[MS-700 VCE Dumps](#)**

**<https://www.braindump2go.com/ms-700.html>**

**Drag and Drop Question**

You have a Microsoft 365 E5 subscription that uses Microsoft Teams.

You need to ensure that the users in your organization can communicate with external users who use Teams for personal use.

How should you complete the PowerShell cmdlets? To answer, drag the appropriate values to the correct targets. Each value may be used once, more than once, or not at all. You may need to drag the split bar between panes or scroll to view content.

NOTE: Each correct selection is worth one point.

Values	Answer Area
-AllowFederatedUsers	Set-CsTenantFederationConfiguration <input type="text"/> \$true <input type="text"/> \$true
-AllowTeamsConsumer	
-AllowedDomains	
-AllowPublicUsers	

**Answer:**

Values	Answer Area
-AllowFederatedUsers	Set-CsTenantFederationConfiguration <input type="text"/> -AllowFederatedUsers \$true <input type="text"/> -AllowTeamsConsumer \$true
-AllowedDomains	
-AllowPublicUsers	

**Explanation:**

<https://learn.microsoft.com/en-us/powershell/module/skype/set-cstanantfederationconfiguration>

**QUESTION 311**

You have a Microsoft 365 E3 subscription that uses Microsoft Teams.

You plan to deploy 20 conference phones that will support Direct Routing and one-touch join for Teams calendar meetings.

Which type of license do you require for each phone?

- A. Common Area Phone
- B. Microsoft 365 Business Standard
- C. Microsoft Teams Rooms Standard
- D. Microsoft 365 E3

**Answer: C**

**Explanation:**

<https://learn.microsoft.com/en-us/microsoftteams/rooms/rooms-licensing>

**QUESTION 312**

**Drag and Drop Question**

Your company has a trading department and a research department.

The company purchases a Microsoft 365 E5 subscription.

You plan to deploy Microsoft 365 E5 licenses to all users.

You need to block communication between the users in the trading department and the users in the research department.

Which four actions should you perform in sequence? To answer, move the appropriate actions from the list of actions to the answer area and arrange them in the correct order.



Actions	Answer Area
Create app permissions policies.	
Provide admin consent for the Information Barrier Processor.	
Make a list of segments to define.	
Create administrative units in Azure AD.	
Create information barrier policies.	
From the Microsoft Teams admin center, enable scoped directory search.	

**Answer:**

Actions	Answer Area
Create app permissions policies.	
Create administrative units in Azure AD.	

**Explanation:**

<https://learn.microsoft.com/en-us/microsoft-365/compliance/information-barriers-policies?view=o365-worldwide>

### QUESTION 313

Drag and Drop Question

You have a Microsoft 365 E5 subscription that contains a Microsoft Teams team named Confidential.

You need to ensure that guest users cannot be added to the Confidential team.

How should you complete the PowerShell script? To answer, drag the appropriate values to the correct targets. Each value may be used once, more than once, or not at all. You may need to drag the split bar between panes or scroll to view content.

NOTE: Each correct selection is worth one point.

Values	Answer Area
Get-AzureADDirectorySetting	\$GroupName = "<GroupName>"
Get-AzureADDirectorySettingTemplate	Connect-AzureAD
Get-AzureADGroup	\$template = [ ]   ? { \$_.displayname -eq "group.unified.guest" }
Get-AzureADMSGroup	\$SettingsCopy = \$template.CreateDirectorySetting()
Set-AzureADGroup	\$SettingsCopy["AllowToAddGuests"] = \$False
Set-AzureADMSGroup	\$groupId = ( [ ] -SearchString \$GroupName).ObjectId
	New-AzureADObjectSetting -TargetType Groups -TargetObjectId \$groupId -DirectorySetting \$SettingsCopy

**Answer:**

Values	Answer Area
Get-AzureADDirectorySetting	\$GroupName = "<GroupName>"
	Connect-AzureAD
	\$template = Get-AzureADDirectorySettingTemplate   ? { \$_.displayname -eq "group.unified.guest" }
	\$SettingsCopy = \$template.CreateDirectorySetting()
	\$SettingsCopy["AllowToAddGuests"] = \$False
Get-AzureADMSGroup	\$groupId = ( Get-AzureADGroup -SearchString \$GroupName ).ObjectId
Set-AzureADGroup	New-AzureADObjectSetting -TargetType Groups -TargetObjectId \$groupId -DirectorySetting \$SettingsCopy
Set-AzureADMSGroup	

**Explanation:**

\$GroupName = "<GroupName>"

Connect-AzureAD

\$template = Get-AzureADDirectorySettingTemplate | ? { \$\_.displayname -eq "group.unified.guest" }

```
$settingsCopy = $template.CreateDirectorySetting()
$settingsCopy["AllowToAddGuests"]=$False
$groupID= (Get-AzureADGroup -SearchString $GroupName).ObjectId
New-AzureADObjectSetting -TargetType Groups -TargetObjectId $groupID -DirectorySetting $settingsCopy
https://learn.microsoft.com/en-us/microsoft-365/solutions/per-group-guest-access?view=o365-worldwide
```

#### QUESTION 314

You have a Microsoft 365 subscription named contoso.com that uses Microsoft Teams.

You need to ensure that Microsoft Teams users can perform the following tasks:

- Search for customers that use Skype (Consumer).
- Start a Skype chat with the customers.

Which two actions should you perform? Each correct answer presents part of the solution.

NOTE: Each correct selection is worth one point.

- A. From the Microsoft Teams admin center, turn on guest access.
- B. From the Microsoft Teams admin center, turn on external access.
- C. Add a \_sipfederationtls SRV record to the contoso.com DNS domain.
- D. Add a \_sipinternaltls SRV record to the contoso.com DNS domain.
- E. From the Azure portal, configure Azure AD B2C.

**Answer:** BC

#### QUESTION 315

Hotspot Question

You have a Microsoft 365 subscription that uses Microsoft Teams.

You need to analyze the following:

- The call and meeting quality of individual users
- The call and meeting quality trends of your company

What should you use? To answer, select the appropriate options in the answer area.

NOTE: Each correct selection is worth one point.

The call and meeting quality of individual users:

Call analytics
Quality of Service (QoS)
Call Quality Dashboard (CQD)

The call and meeting quality trends of the company:

Call analytics
Quality of Service (QoS)
Call Quality Dashboard (CQD)

**Answer:**

The call and meeting quality of individual users:

Call analytics
Quality of Service (QoS)
Call Quality Dashboard (CQD)

The call and meeting quality trends of the company:

Call analytics
Quality of Service (QoS)
Call Quality Dashboard (CQD)

**Explanation:**

<https://learn.microsoft.com/en-us/microsoftteams/monitor-call-quality-qos>

**[MS-700 Exam Dumps](#) [MS-700 Exam Questions](#) [MS-700 PDF Dumps](#) [MS-700 VCE Dumps](#)**

**<https://www.braindump2go.com/ms-700.html>**

**QUESTION 316**

Your company uses Microsoft Teams.

You are assigned the Groups Administrator role.

You discover that you cannot create an expiration policy in Microsoft 365.

You need to create the expiration policy. The solution must use the principle of least privilege.

What should you do first?

- A. Upgrade the Azure AD license.
- B. Modify the global (Org-wide default) app permission policy.
- C. Request the Global Administrator role.
- D. Purchase a Microsoft Defender for Identity license.

**Answer: C**

**Explanation:**

When you sign up for Microsoft 365 Business, you automatically become a global admin. So you have to assume in this scenario there was already a global admin in place.

<https://learn.microsoft.com/en-us/microsoft-365/admin/add-users/assign-admin-roles?view=o365-worldwide>

**QUESTION 317**

Hotspot Question

Your company uses Microsoft Teams and has the users shown in the following table.

Name	Role
User1	Teams Communications Support Specialist
User2	Teams Communications Administrator
User3	Teams Communications Support Engineer

You plan to use Call Quality Dashboard (CQD) to monitor call and meeting quality.

You need to ensure that CQD displays current network and tenant data in reports.

Which action should be performed, and which user can perform the action? To answer, select the appropriate options in the answer area.

NOTE: Each correct selection is worth one point.

Action:

Configure a device state rule
Upload building data
Upload reporting labels

User:

User1
User2
User3

**Answer:**

Action:

- Configure a device state rule
- Upload building data**
- Upload reporting labels

User:

- User1
- User2**
- User3

**Explanation:**

<https://learn.microsoft.com/en-us/microsoftteams/using-admin-roles>

**QUESTION 318**

You have a Microsoft 365 E3 subscription that contains 500 users. All the users have computers that run Windows 10 and are joined to Azure AD. You need to generate a report that identifies which documents the users copied from Microsoft Teams to USB devices. What should you do first?

- A. Create a custom data loss prevention (DLP) policy.
- B. Assign the Enterprise Mobility + Security E5 add-on to each user.
- C. Onboard the Windows 10 computers to Endpoint data loss prevention (Endpoint DLP).
- D. Assign the Microsoft 365 E5 compliance add-on to each user.

**Answer: D**

**Explanation:**

To access and use Endpoint DLP functionality, you must have one of these subscriptions or add-ons.

- Microsoft 365 E5
- Microsoft 365 A5 (EDU)
- Microsoft 365 E5 compliance
- Microsoft 365 A5 compliance
- Microsoft 365 E5 information protection and governance
- Microsoft 365 A5 information protection and governance

**QUESTION 319**

Your on-premises network contains a main site and a branch site. You have a Microsoft 365 subscription that uses Teams. You need to use Network planner to identify the networking requirements between the sites. From Network planner, you create a new network plan. What should you do next?

- A. Configure the Network settings.
- B. Add a network site.
- C. Start a report.
- D. Add personas.

**Answer: D**

**Explanation:**

The next step after creating a network plan is to add personas, then add sites:

[MS-700 Exam Dumps](#) [MS-700 Exam Questions](#) [MS-700 PDF Dumps](#) [MS-700 VCE Dumps](#)

<https://www.braindump2go.com/ms-700.html>

<https://learn.microsoft.com/en-us/microsoftteams/tutorial-network-planner-example?tutorial-step=2>

**QUESTION 320**

## Hotspot Question

You have a Microsoft 365 subscription that uses Teams and contains a domain named contoso.com.

A user named user1@contoso.com uses a Teams Rooms device named room@contoso.com and a Microsoft Surface Hub named hub@contoso.com.

You need to configure hub@contoso.com to meet the following requirements:

- Room@contoso.com and hub@contoso.com must join meetings simultaneously.
- User1 must be able to configure the video settings of the Surface Hub.

How should you complete the XML file? To answer, select the appropriate options in the answer area.

NOTE: Each correct selection is worth one point.

```
<SurfaceHubSettings>

  BluetoothAdvertisementEnabled>true</BluetoothAdvertisementEnabled>

  <AutoAcceptProximateMeetingInvitations>true</AutoAcceptProximateMeetingInvitations>

  <CoordinatedMeetings enabled="true">

    <TrustedAccounts>
      

|                   |
|-------------------|
| hub@contoso.com   |
| room@contoso.com  |
| User1@contoso.com |


    </TrustedAccounts>

    <Settings>
      <Audio default="false" enabled="false" />
      

|                                           |
|-------------------------------------------|
| <Video default="false" enabled="false" /> |
| <Video default="false" enabled="true" />  |
| <Video default="true" enabled="false" />  |


    </Settings>
  </CoordinatedMeetings>
</SurfaceHubSettings>
```

**Answer:**



```
<SurfaceHubSettings>

  BluetoothAdvertisementEnabled>true</BluetoothAdvertisementEnabled>

  <AutoAcceptProximateMeetingInvitations>true</AutoAcceptProximateMeetingInvitations>

  <CoordinatedMeetings enabled="true">

    <TrustedAccounts>
      hub@contoso.com
      room@contoso.com
      User1@contoso.com
    </TrustedAccounts>

  <Settings>

    <Audio default="false" enabled="false" />

    <Video default="false" enabled="false" />
    <Video default="false" enabled="true" />
    <Video default="true" enabled="false" />

  </Settings>

</CoordinatedMeetings>

</SurfaceHubSettings>
```

**Explanation:**

<https://learn.microsoft.com/en-us/microsoftteams/rooms/xml-config-file>

"This is a comma-separated list of UPNs for each Teams Rooms device or Surface Hub that the device should accept meeting join requests from, or to which meeting join requests should be sent."

Coordinated meetings configures multiple devices to join the same meeting and how the peripherals need to behave when they do. It's not driven from the user but from the room touchpanel.

**QUESTION 321**

Your company has a Microsoft 365 subscription. All users are assigned a Microsoft 365 E3 license.

You need to implement information barriers between two groups of users.

Which two licensing add-ons provide the required functionality? Each correct answer presents a complete solution.

NOTE: Each correct selection is worth one point.

- A. Compliance
- B. Insider Risk Management
- C. Microsoft Defender for Office 365
- D. Communications Credits

**Answer:** AB

**Explanation:**

<https://learn.microsoft.com/en-us/microsoft-365/compliance/information-barriers-policies?view=o365-worldwide>

**QUESTION 322**

Hotspot Question


You have a Microsoft 365 subscription that uses Microsoft Teams and contains the users shown in the following table.

Name	Department	State
User1	Messaging	WA
User2	Marketing	None
User3	Support	CA

The users are assigned role-based access control (RBAC) roles as shown in the following table.

User	Role
User1	Teams Administrator
User2	<i>Not applicable</i>
User3	Application administrator

You configure a Microsoft 365 group naming policy as shown in the following exhibit.


 Delete

☐ Add suffix

---

☐ String GRP

☐ Attribute Department

 Delete

☐ Add suffix

---

☐ Attribute StateOrProvince

For each of the following statements, select Yes if the statement is true. Otherwise, select No.

NOTE: Each correct selection is worth one point.

**Answer Area**

Statements	Yes	No
User1 is exempt from the Microsoft 365 group naming policy.	<input type="radio"/>	<input type="radio"/>
Before User2 can create a team, the StateOrProvince attribute for User2 must be configured.	<input type="radio"/>	<input type="radio"/>
If User3 attempts to create a team named Projects, the team will be named GRPSupportProjectsCA.	<input type="radio"/>	<input type="radio"/>

**Answer:**

**Answer Area**

Statements	Yes	No
User1 is exempt from the Microsoft 365 group naming policy.	<input type="radio"/>	<input checked="" type="radio"/>
Before User2 can create a team, the StateOrProvince attribute for User2 must be configured.	<input type="radio"/>	<input checked="" type="radio"/>
If User3 attempts to create a team named Projects, the team will be named GRPSupportProjectsCA.	<input checked="" type="radio"/>	<input type="radio"/>

**QUESTION 323**

Hotspot Question

Your company uses Microsoft Teams.

You have a team named Team1.

You need to prevent users from posting animated images to Team1.

How should you complete the PowerShell cmdlet? To answer, select the appropriate options in the answer area.

NOTE: Each correct selection is worth one point.

**Answer Area**

get-team -DisplayName "Team1" |

Set-Team Set-TeamChannel Set-TeamPicture Set-TeamsApp	-AllowCustomMemes -AllowGiphy -AllowStickersAndMemes -GiphyContentRating	\$false
--	---	---------

**Answer:**

**Answer Area**

get-team -DisplayName "Team1" |

Set-Team Set-TeamChannel Set-TeamPicture Set-TeamsApp	-AllowCustomMemes -AllowGiphy -AllowStickersAndMemes -GiphyContentRating	\$false
--	---	---------

**Explanation:**

<https://support.microsoft.com/en-us/office/send-an-emoji-gif-or-sticker-in-teams-174248c9-e64d-4de1-9f41-3199cc0751ad>

<https://learn.microsoft.com/en-us/powershell/module/teams/set-team?view=teams-ps>

**QUESTION 324**

You have a Microsoft 365 E5 subscription that uses Microsoft Teams.

Users report that their presence information is available to external partners.

You need to ensure that the presence information is available only to the external partners on the users' contact lists.

What should you do?

- A. From PowerShell, run Set-CsTenantFederationConfiguration AllowFederatedUsers \$false.
- B. From PowerShell, run Set-CsPrivacyConfiguration -EnablePrivacyMode \$true.
- C. From the Microsoft Teams admin center, add the external partners to the Allow only specific

external domains list.

- D. From External collaboration settings in the Azure Active Directory admin center, configure Guest user access restrictions.

**Answer: B**

**Explanation:**

-EnablePrivacyMode

If True, gives users the opportunity to enable the advanced privacy mode. In advanced privacy mode, only people on your Contacts list will be allowed to view your presence information. If False, your presence information will be available to anyone in your organization. The default value is False.

[https://learn.microsoft.com/en-us/powershell/module/skype/Set-](https://learn.microsoft.com/en-us/powershell/module/skype/Set-CsPrivacyConfiguration?redirectedfrom=MSDN&view=skype-ps#-enableprivacymode)

[CsPrivacyConfiguration?redirectedfrom=MSDN&view=skype-ps#-enableprivacymode](https://learn.microsoft.com/en-us/powershell/module/skype/Set-CsPrivacyConfiguration?redirectedfrom=MSDN&view=skype-ps#-enableprivacymode)

### QUESTION 325

Hotspot Question

You have a Microsoft 365 subscription that uses Microsoft Teams.

You purchase three new Microsoft Teams display devices.

You need to provision the new devices remotely.

What information should you use to identify each device, and which file format should you use for the upload? To answer, select the appropriate options in the answer area.

NOTE: Each correct selection is worth one point.

#### Answer Area

Use:

The IP address
The device name
The MAC address
The resource account

File format:

CSV
PS1
XML
JSON

**Answer:**

#### Answer Area

Use:

The IP address
The device name
The MAC address
The resource account

File format:

CSV
PS1
XML
JSON

**Explanation:**

Complete the following steps to provision a new device.

Sign in to the Teams admin center.

Expand Teams Devices.

Select Provision new device from the Actions tab.

In the Provision new devices window, you can either add the MAC address manually or upload a CSV file.

<https://learn.microsoft.com/en-us/microsoftteams/devices/remote-provision-remote-login#add-a-device-mac-address>

### QUESTION 326

Hotspot Question

You have a Microsoft 365 subscription that uses Teams.

You plan to create a Teams policy that will provide users with the ability to participate in surveys by Microsoft.

How should you complete the PowerShell command? To answer, select the appropriate options in the answer area.

NOTE: Each correct selection is worth one point.

Answer Area

▼

New-CsTeamsFeedbackPolicy  
 New-CsTeamsMessagingPolicy  
 New-CSReportingConfiguration

-identity "Policy1" -userInitiatedMode enabled

▼

-receiveSurveysMode enabled  
 -receiveSurveysMode disabled  
 -receiveSurveysMode EnabledUserOverride

Answer:

Answer Area

▼

New-CsTeamsFeedbackPolicy  
 New-CsTeamsMessagingPolicy  
 New-CSReportingConfiguration

-identity "Policy1" -userInitiatedMode enabled

▼

-receiveSurveysMode enabled  
 -receiveSurveysMode disabled  
 -receiveSurveysMode EnabledUserOverride

Explanation:

<https://learn.microsoft.com/en-us/powershell/module/skype/new-csteamsfeedbackpolicy?view=skype-ps>

### QUESTION 327

Hotspot Question

You have a Microsoft 365 subscription that uses Teams.

You have two teams named Department1 and Department2.

You need to implement a security and compliance solution that meets the following requirements:

- Prevents the members of Department1 and Department2 from communicating with each other in Teams.

- Provides an alert if offensive language is used during a Teams chat.

Which Microsoft Purview feature should you use for each requirement? To answer, select the appropriate options in the answer area.

NOTE: Each correct selection is worth one point.

Answer Area

Prevents the members of Department1 and Department2  
from communicating in Teams:

▼

Information barriers  
 Information protection  
 Insider risk management  
 Privacy risk management  
 Communication compliance

Provides an alert if offensive language is used during a  
Teams chat:

▼

Information barriers  
 Information protection  
 Insider risk management  
 Privacy risk management  
 Communication compliance

Answer:

[MS-700 Exam Dumps](#) [MS-700 Exam Questions](#) [MS-700 PDF Dumps](#) [MS-700 VCE Dumps](#)

<https://www.braindump2go.com/ms-700.html>



**Answer Area**

Prevents the members of Department1 and Department2  
from communicating in Teams:

Information barriers
Information protection
Insider risk management
Privacy risk management
Communication compliance

Provides an alert if offensive language is used during a  
Teams chat:

Information barriers
Information protection
Insider risk management
Privacy risk management
Communication compliance

**Explanation:**

<https://learn.microsoft.com/en-us/microsoft-365/compliance/communication-compliance?view=o365-worldwide>

**QUESTION 328**

Your company uses Teams.

Users often use Teams mobile apps to make and receive calls.

You change the display name for a user named User1.

User1 reports that their previous name still appears when they receive incoming calls in the Teams mobile app.

You need to ensure that the updated display name for User1 appears.

What should you do?

- A. Collect and review the Debug logs.
- B. Run the Sync-CsOnlineApplicationInstance cmdlet.
- C. From the Microsoft 365 admin center, run self-help diagnostics.
- D. Clear the Microsoft Teams client cache on the mobile phone.

**Answer: D**

**QUESTION 329**

Hotspot Question

Your company has offices in New York and Seattle.

You have a Microsoft 365 subscription that uses Teams.

You plan to assess network connectivity and make recommendations to optimize connectivity from each office to Teams.

You run the Microsoft 365 network connectivity test tool at both offices and produce the results shown in the following table.

Office	Setting	Result
New York	Your distance from the network egress location	>500 miles (800 km)
	Virtual private network (VPN) you use to connect to your organization	Detected
	VPN Split Tunnel	Microsoft Teams Optimize is selective tunneled
	Latency	250 ms
Seattle	Your distance from the network egress location	<3 miles (5 km)
	Virtual private network (VPN) you use to connect to your organization	Not detected
	Latency	75 ms

For each of the following statements, select Yes if True. Otherwise select No.  
 NOTE: Each correct selection is worth one point.

**Answer Area**

**Statements**

VPN split tunneling must be implemented in the New York office.

**Yes**

**No**

☐
☐

Deploying a VPN connection to the Seattle office will improve the latency results for Teams.

☐
☐

A local internet breakout must be implemented in the New York office to improve

☐
☐

**Answer:**

**Answer Area**

**Statements**

VPN split tunneling must be implemented in the New York office.

**Yes**

**No**

☒
☐

Deploying a VPN connection to the Seattle office will improve the latency results for Teams.

☐
☒

A local internet breakout must be implemented in the New York office to improve

☒
☐

**QUESTION 330**

**Hotspot Question**

You have a Microsoft 365 subscription that uses Teams. The subscription contains the users shown in the following table.

Name	Role
User1	Service Support Administrator
User2	User Administrator
User3	None

User3 owns a public team named Sales that contains two channels named Planning and Budgets.  
 You have the following custom blocked words list.  
 Project, Contoso, Group, Team

For each of the following statements, select Yes if True. Otherwise select No.  
 NOTE: Each correct selection is worth one point.

**Answer Area**

Statements	Yes	No
User1 can create a team named Project A.	<input type="radio"/>	<input type="radio"/>
User2 can create a team named Contoso.	<input type="radio"/>	<input type="radio"/>
In the Sales team, User3 can create a channel named Contoso.	<input type="radio"/>	<input type="radio"/>

**Answer:**

**Answer Area**

Statements	Yes	No
User1 can create a team named Project A.	<input type="radio"/>	<input checked="" type="radio"/>
User2 can create a team named Contoso.	<input type="radio"/>	<input checked="" type="radio"/>
In the Sales team, User3 can create a channel named Contoso.	<input checked="" type="radio"/>	<input type="radio"/>

**QUESTION 331**

You have a Microsoft 365 E5 subscription that uses Microsoft Teams.  
 You create a team named SalesProject.  
 You need users to be added automatically to the team based on their department attribute.  
 What should you do?

- A. From the Azure Active Directory admin center, change the Membership type setting of SalesProject.
- B. From the Azure Active Directory admin center, change the Group type setting of SalesProject.
- C. From the Microsoft 365 admin center, modify the settings of SalesProject.
- D. From the Microsoft Teams admin center, modify the settings of SalesProject.

**Answer: A**

**Explanation:**

Membership type needs to be changed from Assigned to Dynamic user. This can be achieved in Azure Active Directory admin center by going to Groups and then select the group that you want to change the membership type.

**QUESTION 332**

Hotspot Question

You have a Microsoft 365 E5 subscription that uses Microsoft Teams and contains three users named User1, User2, and User3.  
 The Teams upgrade settings for the organization are configured as shown in the following exhibit.

## Teams upgrade

Teams upgrade lets you set up your upgrade experience from Skype for Business to Teams for your users. You can use the default settings or make changes to the coexistence mode and app preferences to fit your organizational needs. [Learn more](#)

### Coexistence mode

Coexistence mode ⓘ

Islands



Notify Skype for Business users that an upgrade to Teams is available. ⓘ

☐ Off

### App preferences

Preferred app for users to join Skype for Business meetings ⓘ

Skype for Business



Download the Teams app in the background for Skype for Business users ⓘ

☒ On

Save

Discard

The Coexistence mode settings for the users are configured as shown in the following table.

Name	Coexistence mode
User1	Use Org-wide settings
User2	Skype for Business with Teams collaboration
User3	Teams only

For each of the following statements, select Yes if the statement is true. Otherwise, select No.  
 NOTE: Each correct selection is worth one point.

### Answer Area

Statements	Yes	No
User1 will receive a notification when an upgrade to Microsoft Teams is available.	<input type="radio"/>	<input type="radio"/>
The Microsoft Teams client will download silently for User2.	<input type="radio"/>	<input type="radio"/>
User3 must use the Skype for Business client to chat with User1.	<input type="radio"/>	<input type="radio"/>

Answer:

### Answer Area

Statements	Yes	No
User1 will receive a notification when an upgrade to Microsoft Teams is available.	<input type="radio"/>	<input checked="" type="radio"/>
The Microsoft Teams client will download silently for User2.	<input checked="" type="radio"/>	<input type="radio"/>
User3 must use the Skype for Business client to chat with User1.	<input type="radio"/>	<input checked="" type="radio"/>

### Explanation:

Box 1: No

User1 coexistence mode is set to Org-wide settings, which is set to Skype for Business.

In this coexistence mode, users remain in Skype for Business – not Teams – for chat, meeting, and calling capabilities, and they don't use Teams for teams and channels.

Box 2: Yes

User2 coexistence mode is set to Skype for Business with Teams collaboration.

Use this mode to introduce Teams in your environment while you continue to use your existing investment in Skype for Business.

The "Download the Teams app in the background.." is on.

You can select the "Download the Teams app in the background for Skype for Business users" option. By default, this setting is set to On. With this setting enabled it will download the Teams app in the background for users running the Skype for Business app on Windows PCs. This happens if the Coexistence mode for the user is Teams Only, or if a pending upgrade notification is enabled in the Skype for Business app.

Box 3: No

User3 coexistence mode is set to Teams only.

A Teams Only user (also called an upgraded user) has access to all the capabilities in Teams. They may retain the Skype for Business client to join meetings on Skype for Business that have been organized by non-upgraded users or external parties. An upgraded user can continue to communicate with other users in the organization who are still using Skype for Business by using the interoperability capabilities between Teams and Skype for Business (provided the Skype for Business users are not in Islands mode).

**[MS-700 Exam Dumps](#) [MS-700 Exam Questions](#) [MS-700 PDF Dumps](#) [MS-700 VCE Dumps](#)**

**<https://www.braindump2go.com/ms-700.html>**



Reference:

<https://docs.microsoft.com/en-us/microsoftteams/teams-and-skypeforbusiness-coexistence-and-interoperability>

**QUESTION 333**

You have a Microsoft 365 subscription that uses Microsoft Teams and contains a distribution group named Group1 and a team named Project1.

You add Group1 to Project1.

100 new members are added to Group1.

When will the membership of Project1 will be updated to reflect the changes to the group membership?

- A. Automatically and immediately
- B. Automatically after 24 hours
- C. Only when the group is re-added manually to Project1

**Answer: B**

**Explanation:**

If you add or remove team members outside of the Teams client (by using the Microsoft 365 admin center, Azure AD, or Exchange Online PowerShell), it can take up to 24 hours for changes to be reflected in Teams.

Note: Dynamic distribution groups (DDGs) are mail-enabled Active Directory group objects that are created to expedite the mass sending of email messages and other information within a Microsoft Exchange organization.

The membership list is now stored for each DDG and is updated once every 24 hours.

Reference:

<https://docs.microsoft.com/en-us/microsoftteams/office-365-groups>

**QUESTION 334**

You have a Microsoft 365 subscription that uses Microsoft Teams.

The subscription is configured to display de-identified names in all reports.

You need to publish reports on the usage of teams in the subscription. The solution must include only reports that support de-identified names.

Which two reports can you use? Each correct answer presents a complete solution.

NOTE: Each correct selection is worth one point.

- A. Teams live event usage
- B. Teams user activity
- C. PSTN blocked users
- D. Teams usage
- E. Teams device usage

**Answer: BD**

**Explanation:**

Enabling this setting will de-identify user, group, and site name information in the Teams user activity report, Teams device usage report, and Teams usage report. Starting September 1, 2021, this setting is enabled by default for everyone as part of our ongoing commitment to help protect important information and enable companies to support their local privacy laws.

Reference: <https://learn.microsoft.com/en-us/microsoftteams/teams-analytics-and-reports/teams-reporting-reference>

**QUESTION 335**

You have a Microsoft 365 E5 subscription that uses Microsoft Teams.

You need to identify which percentage of meetings include video.

What should you use?

- A. the Teams device usage report
- B. Productivity Score Meetings insights
- C. the Teams usage report
- D. the Teams user activity report

**Answer:** B


**Explanation:**

<https://learn.microsoft.com/en-us/microsoft-365/admin/adoption/meetings?view=o365-worldwide>

#### QUESTION 336

You have a Microsoft 365 subscription that uses Microsoft Teams and contains a user named User1. User1 has a Windows 10 device that has the Teams desktop client installed.

The Teams desktop client has the notification settings shown in the following exhibit.



User1 reports that he does NOT receive alerts for Teams activities on his device.

What should you do to ensure that User1 receives Teams alerts?

- A. From the Settings app, modify the Focus assist settings.
- B. From the Microsoft Teams client change Teams and channels notifications to All activity.
- C. From the Settings app, modify the Notifications & actions settings.
- D. From the Microsoft Teams admin center, modify the Messaging policies settings.

**Answer:** C

**Explanation:**

<https://support.microsoft.com/en-us/office/change-your-notifications-style-in-teams-0da93820-93d0-4da3-86b6-fc28d19908e3>

#### QUESTION 337

You have a Microsoft 365 subscription that uses Microsoft Teams.

Users report that when they attempt to add a third-party app named App1 to the Microsoft Teams client they receive the following message: "App1 needs permission to access resources in your organization that only an admin can grant.

Please ask an admin to grant permission to this app before you can use it".

You need to ensure that the users can add App1 without receiving the message.

What should you do in the Microsoft Teams admin center?

- A. Create a new app permission policy.
- B. Modify the Org-wide app settings.
- C. Modify the Org-wide permissions for App1.
- D. Create a new app setup policy.

**Answer:** C

**Explanation:**

TAC - Manage Apps - Select the App - Permissions

Review and accept permissions for company

<https://learn.microsoft.com/en-us/microsoftteams/app-permissions-admin-center>

#### QUESTION 338

You have a Microsoft Office 365 subscription.

You need to prevent guest users from deleting channels from a Microsoft Teams team.

What should you use?

- A. the Microsoft Teams admin center
- B. the Microsoft 365 admin center
- C. the Microsoft Teams client
- D. the Azure Active Directory admin center

**Answer:** A

**Explanation:**

Disable the Allow guests to delete channels option in the Teams client. Go to the team name and select More options > Manage team. Then select Settings > Guest permissions.

Note:

There are several versions of this question in the exam. The question has two possible correct answers:

1. the Microsoft Teams client
2. the Microsoft Teams PowerShell module

Other incorrect answer options you may see on the exam include the following:

- the Microsoft 365 admin center
- the Azure Active Directory for Windows PowerShell

Reference:

<https://support.microsoft.com/en-us/office/set-guest-permissions-for-channels-in-teams-4756c468-2746-4bfd-a582-736d55fcc169>

**QUESTION 339**

**SIMULATION**

Please wait while the virtual machine loads. Once loaded, you may proceed to the lab section. This may take a few minutes, and the wait time will not be deducted from your overall test time.

When the Next button is available, click it to access the lab section. In this section, you will perform a set of tasks in a live environment. While most functionality will be available to you as it would be in a live environment, some functionality (e.g. copy and paste, ability to navigate to external websites) will not be possible by design.

Scoring is based on the outcome of performing the tasks stated in the lab. In other words it doesn't matter how you accomplish the task, if you successfully perform it, you will earn credit for that task.

Labs are not timed separately, and this exam may have more than one lab that you must complete. You can use as much time as you would like to complete each lab. But you should manage your time appropriately to ensure that you are able to complete the lab(s) and all other sections of the exam in the time provided.

Please note that once you submit your work by clicking the Next button within a lab, you will NOT be able to return to the lab.

You may now click next to proceed to the lab.

Username and password.

Use the following login credentials as needed:

To enter your username, place your cursor in the Sign in box and click on the username below.

To enter your password, place your cursor in the Enter password box and click on the password below.

Microsoft 365 Username:

admin@XXXXXXXXXXXX.onmicrosoft.com

Microsoft 365 Password: XXXXXXXXXXXXX

If the Microsoft 365 portal does not load successfully in the browser, press CTRL-K to reload the portal in a new browser tab.

The following information is for technical support purposes only:

Lab Instance: 26178313

**Task 8**

You need to enable shared channel collaboration with microsoft.com. The solution must meet the following requirements:

- Users must be able to participate in shared channels created by microsoft.com.
- Users must be able to invite Microsoft contacts to shared channels created by users at your company.

To complete this task, sign in to the Microsoft 365 portal.

**Answer:**

Enable shared channels in Teams

Shared channels is enabled by default in Teams. Follow this procedure to confirm the settings.

To configure shared channels:

Step 1: In the Teams admin center, expand Teams, and then select Teams policies.

Step 2: Select the policy for which you want to enable shared channels, and then select Edit.

Step 3: Select the options you want to enable, in this case:

Step 4: To allow users to be invited to shared channels in other organizations, turn Join external shared channels on.

Step 5: To allow team owners to share shared channels with people outside the organization, turn Invite external users to shared channels on.

Step 6: Select Apply

Reference: <https://learn.microsoft.com/en-us/microsoft-365/solutions/collaborate-teams-direct-connect>

## QUESTION 340 SIMULATION

Please wait while the virtual machine loads. Once loaded, you may proceed to the lab section. This may take a few minutes, and the wait time will not be deducted from your overall test time.

When the Next button is available, click it to access the lab section. In this section, you will perform a set of tasks in a live environment. While most functionality will be available to you as it would be in a live environment, some functionality (e.g. copy and paste, ability to navigate to external websites) will not be possible by design.

Scoring is based on the outcome of performing the tasks stated in the lab. In other words it doesn't matter how you accomplish the task, if you successfully perform it, you will earn credit for that task.

Labs are not timed separately, and this exam may have more than one lab that you must complete. You can use as much time as you would like to complete each lab. But you should manage your time appropriately to ensure that you are able to complete the lab(s) and all other sections of the exam in the time provided.

Please note that once you submit your work by clicking the Next button within a lab, you will NOT be able to return to the lab.

You may now click next to proceed to the lab.

Username and password.

Use the following login credentials as needed:

To enter your username, place your cursor in the Sign in box and click on the username below.

To enter your password, place your cursor in the Enter password box and click on the password below.

Microsoft 365 Username:

admin@XXXXXXXXXXXX.onmicrosoft.com

Microsoft 365 Password: XXXXXXXXXXXXX

If the Microsoft 365 portal does not load successfully in the browser, press CTRL-K to reload the portal in a new browser tab.

The following information is for technical support purposes only:

Lab Instance: 26178313

### Task 9

You need to deploy the Microsoft Viva Connections app to Teams and install the app as the first item on the app bar of the Teams client for all users.

To complete this task, sign in to the Microsoft 365 portal.

[MS-700 Exam Dumps](#) [MS-700 Exam Questions](#) [MS-700 PDF Dumps](#) [MS-700 VCE Dumps](#)

<https://www.braindump2go.com/ms-700.html>



**Answer:**

Enable the Viva Connections app in the Microsoft Teams admin center

After you have prepared your intranet for Viva Connections in SharePoint, you are ready to add the Viva Connections app in the Microsoft Teams Admin Center. Add the Viva Connections app, and then customize app settings to add your organization's logo, pre-install, and pre-pin the app for end users.

Start by adding the app in the Teams Admin Center

Step 1: Log in to the Microsoft Teams admin center

Step 2: Select Teams Apps and then Manage Apps

Step 3: Search for "Viva Connections", and select the Viva Connections app

Then, customize the app settings

Most organizations want to pin the Viva Connections app to the top of the Teams app bar for all users. This can be accomplished by changing the pinned apps in the Microsoft Teams admin center under Setup policies.

1. Navigate to the Teams admin center > Teams apps > Setup policies.
2. Select Global (Org-wide default) (this is the default policy for all users).
3. Scroll down to Pinned apps.
4. Select + Add apps.
5. In the second box, search for the Viva Connections app you enabled with the name you gave it, for example, Intranet.
6. Select Add next to the app name and then Add at the bottom of the panel.
7. Use the two horizontal lines next to the app to drag it to the top of the app list.
8. Select Save at the bottom of the page.

Reference: <https://learn.microsoft.com/en-us/viva/connections/add-viva-connections-app>  
<https://learn.microsoft.com/en-us/viva/connections/guide-to-setting-up-viva-connections>

**QUESTION 341**

You have a team in Microsoft Teams named Team1 that has the channels shown in the following table.

Name	Type
General	Standard
Channel1	Standard
Channel2	Private

Which channels support moderation?

- A. Channel1 only
- B. Channel1 and Channel2 only
- C. General only
- D. Channel2 only
- E. General and Channel1 only

[MS-700 Exam Dumps](#) [MS-700 Exam Questions](#) [MS-700 PDF Dumps](#) [MS-700 VCE Dumps](#)

<https://www.braindump2go.com/ms-700.html>



**Answer:** E

**QUESTION 342**

Your company uses Teams Calling Plans.

When a user places a Teams call to an ambulance service, you need to ensure that a notification is also sent to the main receptionist of the company.

What should you configure?

- A. a caller ID policy
- B. a calling policy
- C. a voice routing policy
- D. an emergency calling policy

**Answer:** D

**Explanation:**

<https://learn.microsoft.com/en-us/microsoftteams/what-are-emergency-locations-addresses-and-call-routing>

You use a Teams emergency calling policy (TeamsEmergencyCallingPolicy) to configure who should be notified during an emergency call and how they are notified: chat only, conferenced in and muted, or conferenced in and muted but with the ability to unmute. You can also specify an external PSTN number of a user or group to call and join the emergency call. Note that the PSTN party is not allowed to unmute.

**QUESTION 343**

You have a Microsoft 365 E5 subscription that uses Microsoft Teams and contains the resources shown in the following table.

Name	Type
Group1	Microsoft 365 group
Group2	Microsoft 365 group
App1	Custom Teams app
App2	Custom Teams app

You need to configure the subscription to meet the following requirements:

- App1 must be pinned only to the Teams desktop client of the users in Group1.
- App2 must be pinned only to the Teams desktop client of the users in Group2.

What should you do in the Microsoft Teams admin center?

- A. Create app setup policies.
- B. Create app permission policies.
- C. Modify the global (Org-wide default) app permission policy.
- D. Modify the global (Org-wide default) app setup policy.

**Answer:** A

**QUESTION 344**

You have a Microsoft 365 subscription.

In Microsoft Teams, you create a new private team named Team1 and add a user named User1 as a member.

User1 attempts to add members to Team1 and reports that approval is required.

You need to ensure that User1 can add members to Team 1 without requiring approval.

What should you do?

- A. Configure a new Microsoft Teams policy.
- B. Configure guest access.
- C. Configure User1 as an owner of Team1.

D. Assign the Teams Communications Support Specialist role to User1.

**Answer: C**

**QUESTION 345**

Your company uses Microsoft Teams.

You have a team named Team1 that has the channels shown in the following table.

Name	Type
General	General
Channel1	Standard
Channel2	Private

You plan to enable channel moderation for the channels.

Which channels support channel moderation?

- A. General and Channel1 only
- B. Channel2 only
- C. Channel1 only
- D. Channel1 and Channel2 only
- E. General, Channel1, and Channel2
- F. General only

**Answer: C**

**Explanation:**

Channel moderation is available for standard channels on Teams for desktop or web. It's not available for the general channel or private channels.

<https://support.microsoft.com/en-us/office/change-moderator-roles-and-settings-in-a-channel-6ac54758-3440-4f6a-9bd5-cebf97cb7ea6>

**QUESTION 346**

**Note: This question is part of a series of questions that present the same scenario. Each question in the series contains a unique solution that might meet the stated goals. Some question sets might have more than one correct solution, while others might not have a correct solution.**

**After you answer a question in this section, you will NOT be able to return to it. As a result, these questions will not appear in the review screen.**

You have a Microsoft 365 subscription that contains several Microsoft SharePoint Online sites.

You need to ensure that the content stored in a SharePoint modern team site named Sales is available from Microsoft Teams. The solution must ensure that when a new channel is added to a team, a folder for the channel is created in the Sales site.

Solution: From the Microsoft Teams client, you create a new team and select From a group or team.

Does this meet the goal?

- A. Yes
- B. No

**Answer: A**

**Explanation:**

When you create a new team from an existing Microsoft 365 group, the team is connected to the SharePoint site associated with the group.

<https://learn.microsoft.com/en-us/SharePoint/teams-connected-sites>

**QUESTION 347**

Your company is releasing a Request for Proposal (RFP) and is collaborating with four vendors. Each vendor must communicate with the company, but the vendors must NOT be able to communicate with each other in channel posts.

**[MS-700 Exam Dumps](#) [MS-700 Exam Questions](#) [MS-700 PDF Dumps](#) [MS-700 VCE Dumps](#)**

**<https://www.braindump2go.com/ms-700.html>**

The company must communicate internally about vendor specifics without the vendors having access to these communications.

You need to create teams and channels in Microsoft Teams to support the communication requirements. The solution must minimize the number of teams.

What should you do?

- A. Create one team that has one private channel per vendor. Use the General channel for internal communications.
- B. Create two teams per vendor. Use one team per vendor for internal communications.
- C. Create one team per vendor. Use a private channel for internal communications.
- D. Create one team that has two private channels per vendor. Use one of the private channels per vendor for internal communications.

**Answer: C**

#### **QUESTION 348**

You have a Microsoft Office 365 subscription.

You need to prevent guest users from deleting channels from a Microsoft Teams team.

What should you use?

- A. the Azure portal
- B. the Microsoft Purview compliance portal
- C. the Microsoft Teams PowerShell module
- D. the Azure Active Directory Module for Windows PowerShell

**Answer: C**

#### **Explanation:**

Disable the Allow guests to delete channels option in the Teams client. Go to the team name and select More options > Manage team. Then select Settings > Guest permissions.

Note:

There are several versions of this question in the exam. The question has two possible correct answers:

1. the Microsoft Teams client
2. the Microsoft Teams PowerShell module

Other incorrect answer options you may see on the exam include the following:

- the Microsoft 365 admin center
- the Azure Active Directory for Windows PowerShell

Reference:

<https://support.microsoft.com/en-us/office/set-guest-permissions-for-channels-in-teams-4756c468-2746-4bfd-a582-736d55fcc169>

#### **QUESTION 349**

You have a Microsoft Office 365 subscription.

You need to prevent guest users from deleting channels from a Microsoft Teams team.

What should you use?

- A. the Microsoft Teams client
- B. the Azure Active Directory Module for Windows PowerShell
- C. the Azure Active Directory admin center
- D. the Azure portal

**Answer: A**

#### **Explanation:**

Disable the Allow guests to delete channels option in the Teams client. Go to the team name and select More options > Manage team. Then select Settings > Guest permissions.

Note:

There are several versions of this question in the exam. The question has two possible correct answers:

**[MS-700 Exam Dumps](#)** **[MS-700 Exam Questions](#)** **[MS-700 PDF Dumps](#)** **[MS-700 VCE Dumps](#)**

**<https://www.braindump2go.com/ms-700.html>**

1. the Microsoft Teams client
2. the Microsoft Teams PowerShell module

Other incorrect answer options you may see on the exam include the following:

- the Microsoft 365 admin center
- the Azure Active Directory for Windows PowerShell

Reference:

<https://support.microsoft.com/en-us/office/set-guest-permissions-for-channels-in-teams-4756c468-2746-4bfd-a582-736d55fcc169>

#### QUESTION 350

Your company uses Teams.

You are assigned the Teams Communications Support Specialist role.

You need to be assigned a role that will enable you to publish a new app to the Teams apps page. The solution must follow the principle of least privilege.

Which role should be assigned to you?

- A. Teams Administrator
- B. Cloud Application Administrator
- C. Application Administrator
- D. Office Apps Administrator

**Answer:** A

**Explanation:**

Even though there is a Cloud Application Administrator role in Azure Active Directory (now called Entra), that role cannot access the Teams Admin Center with privileges to make changes.

<https://learn.microsoft.com/en-us/microsoftteams/using-admin-roles>

#### QUESTION 351

Hotspot Question

You need to install the Microsoft Viva Connections application in Microsoft Teams for a specific group.

How should you complete the PowerShell cmdlets? To answer, select the appropriate options in the answer area.

NOTE: Each correct selection is worth one point.

#### Answer Area

<div><div></div><div>New-CsApplicationAccessPolicy</div><div>New-CsGroupPolicyAssignment</div><div>New-CsTeamsAppPermissionPolicy</div><div>New-CsTeamsAppSetupPolicy</div></div>	<code>-GroupId 2b242920-86ce-4e7c-bcb8-a17c0ba0bb94 -PolicyType</code>
<div><div></div><div>TeamsAppSetupPolicy</div><div>TeamsChannelsPolicy</div><div>TeamsEducationAssignmentsAppPolicy</div><div>TeamsUpdateManagementPolicy</div></div>	<code>-PolicyName "Viva Connections" -Rank 1.</code>

**Answer:**

**Answer Area**

▼

New-CsApplicationAccessPolicy  
**New-CsGroupPolicyAssignment**  
New-CsTeamsAppPermissionPolicy  
New-CsTeamsAppSetupPolicy

-GroupId 2b242920-86ce-4e7c-bcb8-a17c0ba0bb94 -PolicyType

▼

**TeamsAppSetupPolicy**  
TeamsChannelsPolicy  
TeamsEducationAssignmentsAppPolicy  
TeamsUpdateManagementPolicy

-PolicyName "Viva Connections" -Rank 1.

**Explanation:**

Box 1: New-CsGroupPolicyAssignment

Use the New-CsGroupPolicyAssignment cmdlet to assign a policy to a group.

Example: New-CsGroupPolicyAssignment -GroupId d8ebfa45-0f28-4d2d-9bcc-b158a49e2d17 -PolicyType TeamsMeetingPolicy -PolicyName "Retail Managers Meeting Policy" -Rank 1

Box 2: TeamsAppsSetupPolicy

Use app setup policies to install and pin apps to promote the most used apps in your organization, and to decide if you want users to upload custom apps to Teams.

- \* Install apps: App setup policies let you install apps on behalf of users when they start Teams and during meetings.
- \* Pin apps.
- \* Upload custom apps.

Reference:

<https://docs.microsoft.com/en-us/microsoftteams/assign-policies-users-and-groups>

<https://docs.microsoft.com/en-us/microsoftteams/teams-app-setup-policies>

**QUESTION 352**

Hotspot Question

You have a Microsoft 365 subscription that uses Microsoft Teams.

You have a team named Project1 that contains the members shown in the following table.

Name	Role
User1	Owner
User2	Member
Guest1	Guest

Project1 contains the channels shown in the following table.

Name	Type
General	Standard
Budgets	Private
Planning	Standard

You need to identify which users can be added as a channel moderator, and which channels support moderation. What should you identify? To answer, select the appropriate options in the answer area.

NOTE: Each correct selection is worth one point.



### Answer Area

Users that can be added as a channel moderator:

	▼
User1 only	
User2 only	
User1 and User2 only	
User1, User2, and Guest1	

Channels that support moderation:

	▼
General only	
Budgets only	
Planning only	
General and Planning only	
General, Budgets, and Planning	

Answer:

### Answer Area

Users that can be added as a channel moderator:

	▼
User1 only	
User2 only	
User1 and User2 only	
User1, User2, and Guest1	

Channels that support moderation:

	▼
General only	
Budgets only	
Planning only	
General and Planning only	
General, Budgets, and Planning	

#### QUESTION 353

Hotspot Question

You have a Microsoft 365 subscription that uses Teams and contains the users shown in the following table.

Name	Team	Role
User1	Sales	Owner
User2	Finance	Member
User3	Procurement	Member

You have the messaging policies shown in the following table.

Name	Setting	Value
Global (Org-wide default)	Owners can delete sent messages	Off
	Delete sent messages	On
	Edit sent messages	On
Finances	Owners can delete sent messages	On
	Delete sent messages	Off
	Edit sent messages	Off
Procurements	Owners can delete sent messages	Off
	Delete sent messages	Off
	Edit sent messages	Off

The messaging policies are assigned as shown in the following table.

Policy	Assigned to
Global (Org-wide default)	All users
Finances	Finance
Procurements	Procurement

For each of the following statements, select Yes if the statement is true. Otherwise, select No.  
 NOTE: Each correct selection is worth one point.

**Answer Area**

Statements	Yes	No
User1 can delete sent messages.	<input type="radio"/>	<input type="radio"/>
User2 can delete sent messages.	<input type="radio"/>	<input type="radio"/>
User3 cannot edit sent messages.	<input type="radio"/>	<input type="radio"/>

**Answer:**

**Answer Area**

Statements	Yes	No
User1 can delete sent messages.	<input type="radio"/>	<input checked="" type="radio"/>
User2 can delete sent messages.	<input type="radio"/>	<input checked="" type="radio"/>
User3 cannot edit sent messages.	<input checked="" type="radio"/>	<input type="radio"/>

**Explanation:**

User1 can delete sent messages: No, owners cannot delete sent chats in the Org-Wide policy.

User2 can delete sent messages: No, members cannot delete sent chats in Finance policy.

User3 cannot edit sent messages: Yes, members cannot edit sent chats in Procurement policy.

**QUESTION 354**

Hotspot Question

You have a Teams deployment that contains the following teams:

- Marketing
- Sales

You plan to create new channels to meet the following requirements:

- The Sales team must collaborate on customer reviews.
- The Marketing team must collaborate with the Sales team on a product rollout.

You need to recommend which types of channels to use for the teams.

What should you recommend for each team? To answer, select the appropriate options in the answer area.  
NOTE: Each correct selection is worth one point.

**Answer Area**

Sales: 

▼
Private
Shared
Standard

Marketing: 

▼
Private
Shared
Standard

Answer:

**Answer Area**

Sales: 

▼
Private
Shared
Standard

Marketing: 

▼
Private
Shared
Standard

**Explanation:**

It was never specified that only a small number of people inside the Sales team can see the Customer Reviews. It was implied that everyone inside the Sales team can look at customer reviews. Hence it should be standard channel.

**QUESTION 355**

Hotspot Question

You have a Microsoft 365 subscription that uses Teams.

You have a template to create a team named Team1.

You need to modify the template so that only Team1 owners can delete channels and messages.

How should you complete the template? To answer, select the appropriate options in the answer area.

NOTE: Each correct selection is worth one point.

```
{
  "template@odata.bind": "https://graph.microsoft.com/beta/teamsTemplates('standard')",
  "displayName": "Team1",
  "description": "Team1 team",
  "channels": [ ],
  "memberSettings":
  {
    

|                                    |
|------------------------------------|
|                                    |
| "allowDeleteChannels": false       |
| "allowDeleteChannels": true        |
| "allowCreateUpdateChannels": true  |
| "allowCreateUpdateChannels": false |



    "allowAddRemoveApps": true,
    "allowCreateUpdateRemoveTabs": true,
    "allowCreateUpdateRemoveConnectors": true
  },
  "guestSettings":
  {
    

|                                    |
|------------------------------------|
|                                    |
| "allowDeleteChannels": false       |
| "allowDeleteChannels": true        |
| "allowCreateUpdateChannels": true  |
| "allowCreateUpdateChannels": false |

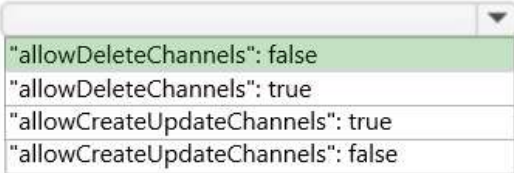



  },
  "funSettings":
  {
    "allowGiphy": true,
    "giphyContentRating": "Moderate",
    "allowStickersAndMemes": true,
    "allowCustomMemes": true
  },
  "messagingSettings":
  {
    

|                                  |
|----------------------------------|
|                                  |
| "allowUserEditMessages": true    |
| "allowUserEditMessages": false   |
| "allowUserDeleteMessages": false |
| "allowUserDeleteMessages": true  |



    "allowOwnerDeleteMessages": true,
    "allowTeamMentions": true,
    "allowChannelMentions": true
  }
}
```

**Answer:**

```
{
  "template@odata.bind": "https://graph.microsoft.com/beta/teamsTemplates('standard')",
  "displayName": "Team1",
  "description": "Team1 team",
  "channels": [ ],
  "memberSettings":
  {
    
    "allowAddRemoveApps": true,
    "allowCreateUpdateRemoveTabs": true,
    "allowCreateUpdateRemoveConnectors": true
  },
  "guestSettings":
  {
    
  },
  "funSettings":
  {
    "allowGiphy": true,
    "giphyContentRating": "Moderate",
    "allowStickersAndMemes": true,
    "allowCustomMemes": true
  },
  "messagingSettings":
  {
    
    "allowOwnerDeleteMessages": true,
    "allowTeamMentions": true,
    "allowChannelMentions": true
  }
}
```

**QUESTION 356**

Hotspot Question

You have a Microsoft 365 subscription that uses Teams and contains the users shown in the following table.

**[MS-700 Exam Dumps](#) [MS-700 Exam Questions](#) [MS-700 PDF Dumps](#) [MS-700 VCE Dumps](#)**

**<https://www.braindump2go.com/ms-700.html>**



Name	Role
User1	Teams Administrator
User2	User
User3	User
User4	User

You have a private team named Sales that contains the members shown in the following table.

User	Role
User2	Owner
User1	Member
User3	Member

The Sales team contains the channels shown in the following table.

Name	Type	Channel moderation
Planning	Standard	On
Budgets	Private	<i>Not applicable</i>

For each of the following statements, select Yes if the statement is true. Otherwise, select No.  
 NOTE: Each correct selection is worth one point.

Statements	Yes	No
User1 is added automatically as an owner of the Budgets channel.	<input type="radio"/>	<input type="radio"/>
User2 is the only member who can start a new post in the Planning channel.	<input type="radio"/>	<input type="radio"/>
User4 can be added as a member of the Budgets channel.	<input type="radio"/>	<input type="radio"/>

**Answer:**

Statements	Yes	No
User1 is added automatically as an owner of the Budgets channel.	<input type="radio"/>	<input checked="" type="radio"/>
User2 is the only member who can start a new post in the Planning channel.	<input checked="" type="radio"/>	<input type="radio"/>
User4 can be added as a member of the Budgets channel.	<input type="radio"/>	<input checked="" type="radio"/>

**Explanation:**

The scenario presented only mentions that channel moderation is ON .  
 So if you turn "channel moderation" only "ON" and do not make any configuration change, per default moderator are only "Team owner". And only moderators can start a new post.

**QUESTION 357**

Hotspot Question

You have a Microsoft 365 subscription that uses Microsoft Teams and contains a user named User1 and three groups named Group1, Group2, and Group3. User1 is a member of Group1, Group2, and Group3.  
 The subscription has the meeting policies shown in the following table.

Name	Configuration
Global (Org-wide default)	Meet now in channels: On Transcription: Off
Policy1	Meet now in channels: Off Transcription: Off
Policy2	Meet now in channels: On Transcription: Off
Policy3	Meet now in channels: Off Transcription: On

The meeting policies are assigned to groups as shown in the following table.

Rank	Group name	Policy
1	Group1	Policy3
2	Group2	Policy1
3	Group3	Policy2

For each of the following statements, select Yes if the statement is true. Otherwise, select No.

**Statements**

**Yes**

**No**

Meet now in channels is turned off for User1.

☐
☐

Transcription is turned off for User1.

☐
☐

The Global (Org-wide default) policy applies to User1.

☐
☐

**Answer:**

**Statements**

**Yes**

**No**

Meet now in channels is turned off for User1.

☒
☐

Transcription is turned off for User1.

☐
☒

The Global (Org-wide default) policy applies to User1.

☐
☒

**Explanation:**

When you assign a policy to a group, you specify a ranking for the group assignment. This ranking is used to determine which policy a user should inherit as their effective policy if the user is a member of two or more groups and each group is assigned a policy of the same type.

The group assignment ranking is relative to other group assignments of the same type. For example, if you're assigning a calling policy to two groups, set the ranking of one assignment to 1 and the other to 2, with 1 being the highest ranking. The group assignment ranking indicates which group membership is more important or more relevant than other group memberships regarding inheritance.

<https://learn.microsoft.com/en-us/microsoftteams/assign-policies-users-and-groups#precedence-rules>