

➤ **Vendor: Network Appliance**

➤ **Exam Code: NS0-162**

➤ **Exam Name: NetApp Certified Data Administrator, ONTAP**

➤ **New Updated Questions from [Braindump2go](https://www.braindump2go.com) (Updated in [August/2021](https://www.braindump2go.com))**

Visit Braindump2go and Download Full Version NS0-162 Exam Dumps

QUESTION 21

A customer uses Active IQ Unified Manager to configure SnapMirror relationships. In this scenario, which statement is true? (Choose the best answer.)

- A. Active IQ Unified Manager and OnCommand WFA have licensing dependencies.
- B. Active IQ Unified Manager uses the OnCommand WFA API.
- C. Automation works directly through Active IQ Unified Manager and later versions.
- D. Active IQ Unified Manager and OnCommand WFA cannot be installed on or work with the same cluster.

Answer: B

QUESTION 22

Click the Exhibit button.

```
cluster1::>vserver services ndmp show
```

type		
SVM1	true	challenge

```
cluster1::> system services ndmp show
```

Node	Enabled	Clear Text	User ID
cluster1-01	false	true	root

```
cluster1::>system services ndmp node-scope-mode status
```

NDMP node-scope-mode is disabled.

```
cluster1::> network interface show
```

Vserver	Logical Interface	Status Admin/Oper	Network Address/Mask	Current Node	Current Port	Is Home
SVM1						
cluster	data_lif1	up/up	192.168.150.250/24	cluster1-01	e0a	true
	cluster_mgmt	up/up	192.168.150.240/24	cluster1-01	e0c	true
	cluster1-01_ic1	up/up	192.168.150.242/24	cluster1-01	e0d	true
	cluster1-01_mgmt1	up/up	192.168.150.241/24	cluster1-01	e0c	true

4 entries were displayed.

You are configuring your tape backup software to authenticate to your single-node cluster by using NDMP. Referring to the exhibit, which LIF do you use to connect? (Choose the best answer.)

- A. cluster_mgmt

[NS0-162 Exam Dumps](https://www.braindump2go.com/ns0-162.html)
[NS0-162 Exam Questions](https://www.braindump2go.com/ns0-162.html)
[NS0-162 PDF Dumps](https://www.braindump2go.com/ns0-162.html)
[NS0-162 VCE Dumps](https://www.braindump2go.com/ns0-162.html)





<https://www.braindump2go.com/ns0-162.html>

- B. cluster1-01_ic1
- C. cluster-01_mgmt1
- D. data_lif1

Answer: B

QUESTION 23

Click the Exhibit button.

FC Ports		
Node	2a	2b
^ tme-a700-01		
	32 Gb/s	32 Gb/s
WWPN	50:0a:09:81:80:d2:c3:b8	50:0a:09:82:80:d2:c3:b8
Network Interface	1	1
Data Link Rate	32 Gb/s	16 Gb/s
Port Address	b1200	a1200
Protocol	FC,NVMe	FC,NVMe
^ tme-a700-02		
	32 Gb/s	32 Gb/s
WWPN	50:0a:09:81:80:42:c2:b9	50:0a:09:82:80:42:c2:b9
Network Interface	1	1
Data Link Rate	32 Gb/s	16 Gb/s
Port Address	b1100	a1100

Referring to the exhibit, a customer is experiencing performance problems on an SVM supporting NVMe/FC. You review the physical FC ports that are connected into the 32 Gbps switches for cluster tme-a700. In this scenario, what is causing the performance problems? (Choose the best answer.)

- A. Port 2a needs more network interfaces added to the physical port.
- B. Port 2b has a 16 Gbps SFP+ installed.
- C. Port 2a needs a 16 Gbps SFP+ installed.
- D. Port 2b has too many LIFs running across the physical port.

Answer: B

QUESTION 24

You must enable remote authentication and grant a remote administrator either cluster admin or vsadmin access. In this scenario, which three authentication types are supported for ONTAP 9.7? (Choose three.)

- A. CHAP
- B. AD
- C. SAML
- D. RADIUS
- E. LDAP

Answer: BCE

QUESTION 25

You have a new ONTAP 9.7 2-node AFF A300 cluster with 2x DS224C full shelves of 3.8 TB encrypted SSDs. In this scenario, which statement matches the factory disk-ownership setting? (Choose the best answer.)

- A. All drives on shelf 1 are assigned to one node, and all drives on shelf 2 are assigned to the partner node.
- B. All even-numbered drives on each shelf are assigned to one node, and all odd-numbered drives on each shelf are assigned to the partner node.
- C. Disk ownership is not assigned by the factory.
- D. Drives 0-11 on each shelf are assigned to one node, and drives 12-23 on each shelf are assigned to the partner node.

Answer: D

QUESTION 26

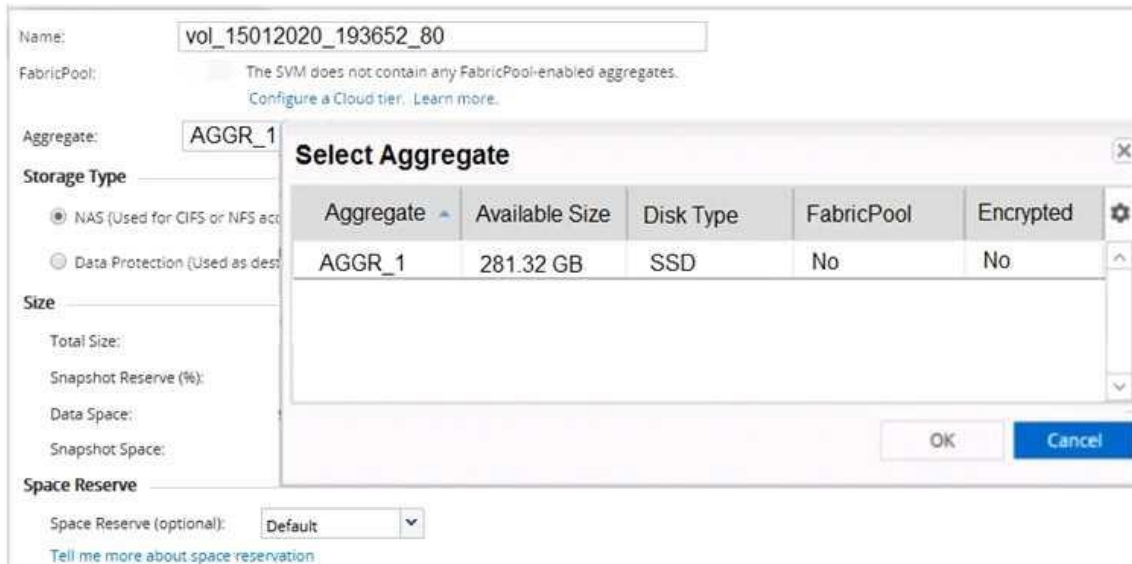
How many global namespaces are there in a 4-node ONTAP cluster that has a single SVM? (Choose the best answer.)

- A. 1
- B. 4
- C. 8
- D. 2

Answer: A

QUESTION 27

Click the Exhibit button.



Name: vol_15012020_193652_80

FabricPool: ☐ The SVM does not contain any FabricPool-enabled aggregates. [Configure a Cloud tier. Learn more.](#)

Aggregate: AGGR_1

Storage Type:
☒ NAS (Used for CIFS or NFS acc)
☐ Data Protection (Used as dest)

Size:
 Total Size:
 Snapshot Reserve (%):
 Data Space:
 Snapshot Space:

Space Reserve:
 Space Reserve (optional): Default

[Tell me more about space reservation](#)

Select Aggregate

Aggregate	Available Size	Disk Type	FabricPool	Encrypted
AGGR_1	281.32 GB	SSD	No	No

OK Cancel

Your manager asks you to create a new FlexVol on an aggregate called AGGR_2. When you click "Create new FlexVol", you are unable to select AGGR_2 to create the new volume. Referring to the exhibit, which two SVM settings solve this problem? (Choose two.)

- A. Change the aggregate security style of AGGR_2 to UNIX.
- B. Use the volume move option and reallocate the SVMs root volume to AGGR_2.
- C. In the resource allocation tab, select the "Do not delegate volume creation" option.
- D. In the resource allocation tab, select the "Delegate volume creation" option and select AGGR_2.

Answer: BC

QUESTION 28

Click the Exhibit button.

Platform Configuration: AFF A300 Single Chassis HA pair				
Port Address ▲	Description	Max Data Rate	Port Icon	Port Type
0a	Serial-Attached SCSI	SAS: 6/12 Gbps	SAS	MiniSAS HD
0b	Serial-Attached SCSI	SAS: 6/12 Gbps	SAS	MiniSAS HD
0c	Serial-Attached SCSI	SAS: 6/12 Gbps	SAS	MiniSAS HD
0d	Serial-Attached SCSI	SAS: 6/12 Gbps	SAS	MiniSAS HD
e0a	Ethernet	Ethernet: 10 Gbps	Ethernet	SFP+
e0b	Ethernet	Ethernet: 10 Gbps	Ethernet	SFP+
e0c	Ethernet	Ethernet: 1/10 Gbps	Ethernet	RJ45
e0d	Ethernet	Ethernet: 1/10 Gbps	Ethernet	RJ45
e0/0e ^[1]	Unified Target Adapter 2	Ethernet: 1/10 Gbps FC: 4/8/16 Gbps	Ethernet/Fibre Channel	SFP+



You want to add shelves to an AFF A300 HA pair that currently has six DS224C shelves already connected. You are using the onboard SAS port only, and you want to keep the multipath high availability (MPHA) configuration. Referring to the exhibit, what is the maximum number of additional shelves allowed to be added in this configuration? (Choose the best answer.)

- A. 2
- B. 10
- C. 6
- D. 4

Answer: B

QUESTION 29

You want to use external tools to monitor your ONTAP cluster's performance metrics so that your operations team does not have to log in to the cluster.

Which three tools allow you to accomplish this task? (Choose three.)

- A. OnCommand Insight
- B. OnCommand Workflow Automation
- C. Active IQ Unified Manager
- D. ONTAP System Manager
- E. Cloud Insights

Answer: ACE

QUESTION 30

Click the Exhibit button.

```
clus01:> fcp interface show
(vserver fcp interface show)
      Logical   Status
Vserver Interface Admin/Oper  WWPN      Current  Current  Is
                        Node      Port
-----
svm01      fc-1      up/up    20:01:00:a0:98:87:b6:ce clus01-01 0c  true
svm01      fc-2      up/up    20:02:00:a0:98:87:b6:ce clus01-02 0d  true
2 entries were displayed.

clus01:> fcp adapter show -fields fc-wwpn. node, fc-wwnn
(network fcp adapter show)
node      adapter fc-wwnn      fc-wwpn
-----
clus01-01 0c      50:0a:09:80:80:31:06:da 50:0a:09:81:80:31:06:da
clus01-02 0d      50:0a:09:80:80:11:0d:bb 50:0a:09:81:80:11:0d:bb
2 entries were displayed.

clus01:>
```

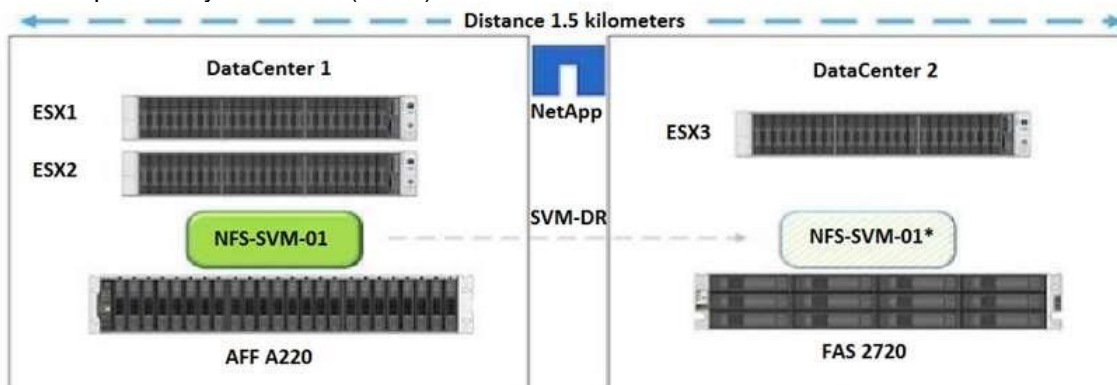
You are planning to present storage to your servers from your AFF system using FC protocol. You have a pair of FC switches to ensure connectivity and you have decided to use WWPN zoning. Referring to the exhibit, which two WWPNs do you use for your configuration? (Choose two.)

- A. fc-2 WWPN
- B. fc-1 WWPN
- C. 0d WWPN
- D. 0c WWPN

Answer: AB

QUESTION 31

Click the Exhibit button. You have an SVM-DR relationship as shown in the exhibit. You are given a new requirement to use SnapMirror Synchronous (SM-S) for the data volumes in NFS-SVM-01.



In this scenario, which solution is supported to enable SM-S in ONTAP 9.8 software?

- A. Set up new SM-S relationships from the FAS2720 to a new destination
- B. Set up NetApp Cloud Sync with a cloud broker in AWS to replicate to a new destination
- C. Modify the existing SVM-DR policy to use sync mode
- D. Set up new SM-S relationships from the AFF A220 to a new destination

Answer: B

QUESTION 32

[NS0-162 Exam Dumps](#) [NS0-162 Exam Questions](#) [NS0-162 PDF Dumps](#) [NS0-162 VCE Dumps](#)

<https://www.braindump2go.com/ns0-162.html>

Which two types of capacity tiers are supported with FabricPool aggregates in ONTAP 9.8? (Choose two.)

- A. StorageGRID Object Storage
- B. S3 Object Store
- C. SWIFT Object Store
- D. NFS Export

Answer: AB

Explanation:

<https://www.netapp.com/pdf.html?item=/media/7335-sb-3692pdf.pdf&v=202093858>

QUESTION 33

Click the Exhibit button.

```
cluster::> network interface show -vserver SVM_A -fields data-protocol
vserver      lif              data-protocol  address
-----
SVM_A        lif-SVM-A        nfs,cifs       10.0.1.250

cluster::> volume show -fields vservers,volume,aggregate,policy,junction-path -vserver SVM_A
vserver  volume      aggregate  policy      junction-path
-----
SVM_A    SVM_A_root  aggr1      policy-vol_a /
SVM_A    VOL_A       aggr2      policy-vol_a -
2 entries were displayed.

cluster::> export-policy rule show -vserver SVM_A -policyname policy-vol_a
Policy      Rule      Access      Client      RO
Vserver     Name      Index      Protocol    Match       Rule
-----
SVM_A       policy-vol_a  1          any         10.0.1.0/24  any
```

A Linux host with the 10.0.1.24 IP address is unable to mount the VOL_A volume using NFSv3. Referring to the exhibit, what is the problem?

- A. The volume is in read-only
- B. The logical interface does not allow the NFSv3 protocol
- C. The host IP address does not match the export policy rule
- D. The volume is not mounted in the namespace

Answer: C

QUESTION 34

You have a FAS8200 serving a dataset with a high volume of random reads. The dataset is highly optimized by deduplication and compression.

In this scenario, which compression setting provides both high performance and storage efficiency? (Choose the best answer.)

- A. secondary compression
- B. compression disabled
- C. aggregate compression
- D. adaptive compression

Answer: D

QUESTION 35

Your company is merging with another company. You are asked to set up your AFF A400 cluster to support two networks that have the same overlapping 192.168.1.0/24 subnet.

In this scenario, what must you create, to enable the same subnet with overlapping IPs on the same cluster? (Choose the best answer.)

- A. broadcast domain
- B. IPspace
- C. subnet
- D. failover group

Answer: B

QUESTION 36

Which two statements are true about epsilon? (Choose two.)

- A. In a two-node cluster, each node holds epsilon.
- B. Epsilon is automatically assigned to the first node when the cluster is created.
- C. Epsilon is automatically assigned to the last node when the cluster is created.
- D. Epsilon is an extra fractional vote that enables quorum.

Answer: BD

QUESTION 37

Your company requires WORM archiving of data on their ONTAP cluster. The data must not be able to be deleted even by an administrator.

Which ONTAP feature fulfills this requirement?

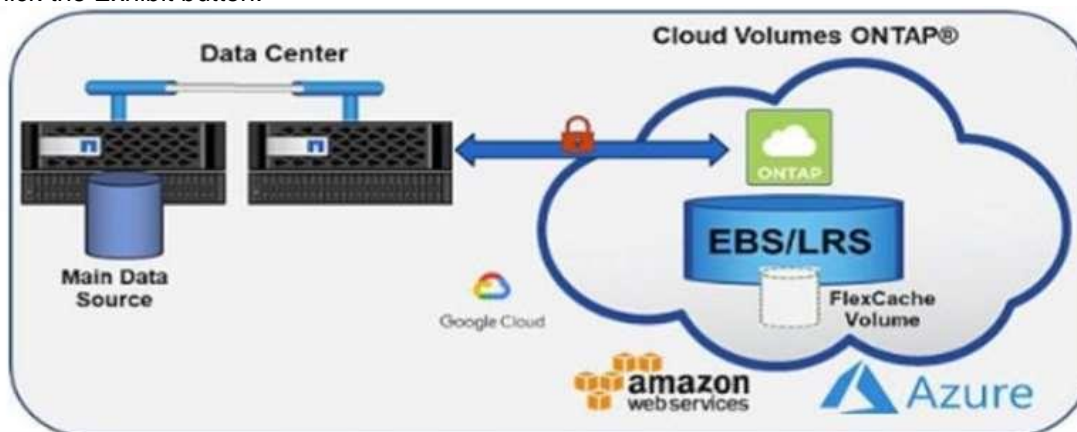
- A. SnapVault software
- B. SnapMirror software
- C. SnapLock Enterprise
- D. SnapLock Compliance

Answer: D

Explanation: <http://doc.agrarix.net/netapp/doc/Archive%20and%20Compliance%20Management%20Guide.pdf> (9)

QUESTION 38

Click the Exhibit button.



You are caching on-premises ONTAP volumes into the cloud with Cloud Volumes ONTAP as shown in the exhibit. In this scenario, which two protocols are supported? (Choose two.)

- A. NVMe
- B. SMB
- C. NFS
- D. iSCSI

Answer: CD

Explanation: https://docs.netapp.com/us-en/occm/pdfs/sidebar/Manage_Cloud_Volumes_ONTAP.pdf

QUESTION 39

You have commissioned a new AFF A250 MetroCluster over IP configuration. Your company requires an automatic switchover to the surviving site in case of a site disaster. What do you need to configure to fulfill this requirement?

- A. ONTAP Mediator service
- B. cluster failover
- C. automated unplanned switchover
- D. storage failover

Answer: A

Explanation:

https://docs.netapp.com/us-en/ontap-metrocluster/pdfs/sidebar/Install_a_MetroCluster_IP_configuration.pdf (3)

QUESTION 40

Click the Exhibit button.

```
cluster1::> volume show -vserver svm2_cluster1 -volume data -fields space-guarantee,fractional-
reserve,autosize-mode,space-slo
vserver      volume  autosize-mode  space-slo  space-guarantee  fractional-reserve
-----
svm2_cluster1 data    grow          none      none            0%
```



```
cluster1::> lun show -vserver svm2_cluster1 -volume data -fields space-reserve,space-allocation
vserver      path      space-reserve  space-allocation
-----
svm2_cluster1 /vol/data/lun disabled      disabled
```

You have a 2-node NetApp FAS2750 ONTAP cluster. You create a new 20-GB LUN in a new 100-GB volume and write 10 GB of data to the LUN. No storage efficiencies are enabled for the volume or aggregate. Referring to the exhibit, which two statements are true? (Choose two.)

- A. ONTAP reports that the volume is using 10 GB of its containing aggregate
- B. ONTAP reports the volume as 20% full
- C. ONTAP reports that the volume is using 100 GB of its containing aggregate
- D. ONTAP reports the volume as 10% full

Answer: AB

QUESTION 41

Which two statements are true about NVMe? (Choose two.)

- A. NQNs are added to namespaces
- B. LUNs are mapped to initiator groups
- C. Namespaces are mapped to subsystems
- D. NQNs are added to subsystems

Answer: CD

Explanation:

<http://docs.netapp.com/ontap-9/index.jsp?topic=%2Fcom.netapp.doc.dot-cm-sanag%2FGUID-52A6B6A1-61F8-4845-91CB-B13A1526CC30.html>