

➤ **Vendor:** Network Appliance

➤ **Exam Code:** NS0-184

➤ **Exam Name:** NetApp Certified Storage Installation Engineer, ONTAP

➤ **New Updated Questions from [Braindump2go](https://www.braindump2go.com) (Updated in March/2022)**

Visit Braindump2go and Download Full Version NS0-184 Exam Dumps

Question: 1

Click the Exhibit button.

NetApp CN1610 (10GbE)



Cisco Nexus 3132Q-V (40GbE)

A customer wants to replace their ONTAP cluster CN1610 switches with Cisco Nexus 3132Q-V switches. They want to perform a non-disruptive upgrade.

Referring to the exhibit, which cable will be required to non-disruptively migrate to the new switches?

- A. a 10GbE SFP+ to SFP+ cable
- B. a 100GbE QSFP28+ to 4x25GbE SFP28+ cable
- C. a 40GbE QSFP+ to QSFP+ cable
- D. a 40GbE QSFP+ to 4x10GbE SFP+ cable

Answer: B

Explanation:

Reference: https://www.cisco.com/c/en/us/td/docs/switches/datacenter/nexus9000/sw/7-x/upgrade/guide/b_Cisco_Nexus_9000_Series_NX-

[NS0-184 Exam Dumps](#) [NS0-184 Exam Questions](#) [NS0-184 PDF Dumps](#) [NS0-184 VCE](#)

[Dumps https://www.braindump2go.com/ns0-184.html](https://www.braindump2go.com/ns0-184.html)

[OS Software Upgrade and Downgrade Guide Release 7x/b Cisco Nexus 9000 Series NX-](#)
[OS Software Upgrade and Downgrade Guide Release 7x chapter 010.html](#)

Question:2

Which logical interface has a fixed firewall policy?

- A. data LIF
- B. cluster management LIF
- C. cluster LIF
- D. intercluster LIF

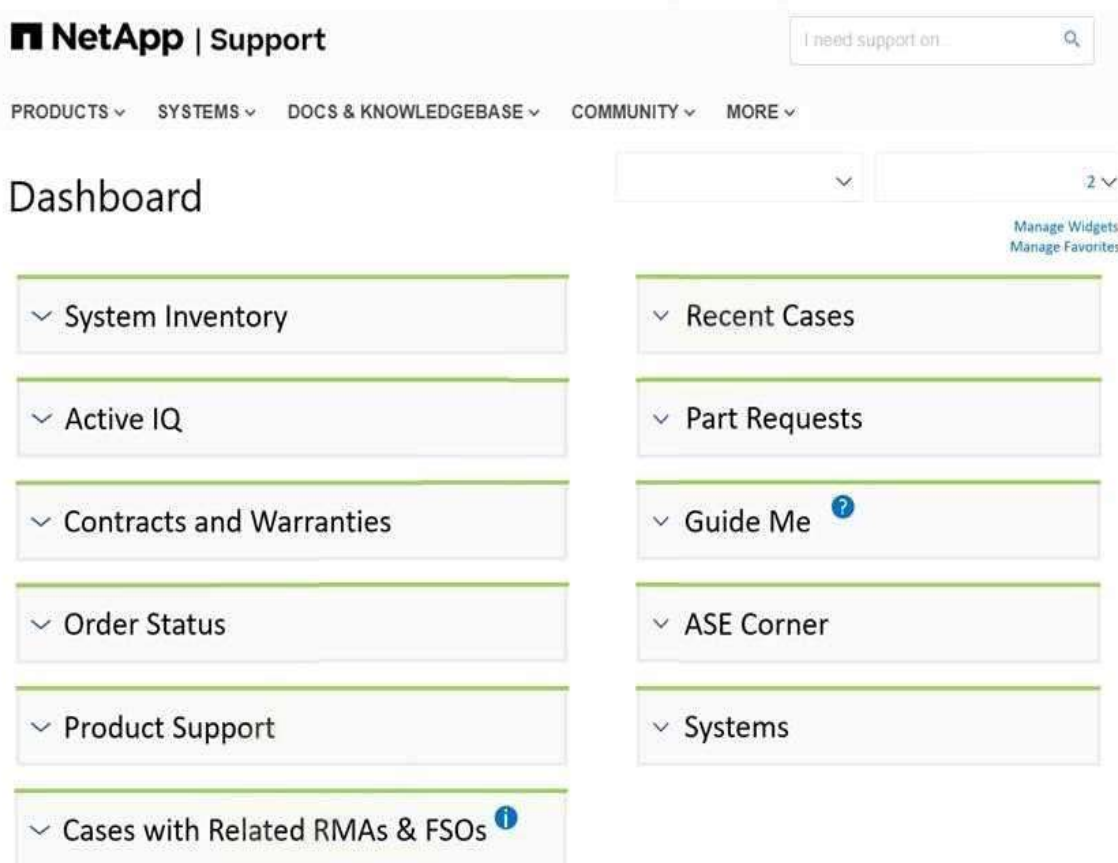
Answer: C

Explanation:

Reference: [https://docs.netapp.com/us-en/ontap/networking/configure firewall policies for lifs.html#create-a-firewall-policy-and-assigning-it-to-a-lif](https://docs.netapp.com/us-en/ontap/networking/configure_firewall_policies_for_lifs.html#create-a-firewall-policy-and-assigning-it-to-a-lif)

Question:3

Click the Exhibit button.



The screenshot shows the NetApp Support Dashboard. At the top, there is a search bar with the text "I need support on...". Below the search bar are navigation links: PRODUCTS, SYSTEMS, DOCS & KNOWLEDGEBASE, COMMUNITY, and MORE. The main section is titled "Dashboard" and contains two columns of widgets. The left column includes: System Inventory, Active IQ, Contracts and Warranties, Order Status, Product Support, and Cases with Related RMAs & FSOs (with a blue information icon). The right column includes: Recent Cases, Part Requests, Guide Me (with a blue question mark icon), ASE Corner, and Systems. There are also links for "Manage Widgets" and "Manage Favorites" on the right side of the dashboard.

During an ONTAP cluster handover procedure, your customer asks how to identify and solve issues that might occur on the newly deployed array.

Referring to the exhibit, which two widgets would the customer use to help with these issues? (Choose two.)

- A. Guide Me
- B. Active IQ
- C. Contracts and Warranties
- D. ASE Corner

Answer: A,C

Explanation:

Question:4

You have a 2-node FAS8300 ONTAP 9.8 cluster that serves SMB shares. You are configuring interface groups for higher performance and resiliency.

Which two NetApp best practices should you follow to satisfy these performance and resiliency requirements? (Choose two.)

- A. Use ports from different NICs.
- B. Use ports from the same NICs.
- C. Use ports with different chipsets.
- D. Use ports with the same chipsets.

Answer: A,D

Explanation:

Reference: <https://www.netapp.com/media/19900-tr-4847.pdf> (7)

Question:5

You are preparing for the installation of a new 2-node switchless AFF A250 ONTAP 9.8 cluster and need to obtain the preinstallation information from the customer.

In this scenario, what are three examples of data required from the customer? (Choose three.)

- A. management IP addresses
- B. cluster switch name
- C. gateway IP address
- D. BMC IP addresses
- E. cluster name


Answer: A, B, D

Explanation:

Reference: <https://docs.netapp.com/us-en/ontap-systems/a250/install-detailed-guide.html#step-1-prepare-for-installation>

Question:6

Click the Exhibit button.



Which set of components on a FAS9000 are highlighted in the exhibit?

- A. FCVI-Module, Controller, Serial-Port, FlashCache-Module
- B. SAS-Module, Controller, USB-Port, FlashCache-Module
- C. NVRAM-Module, Controller, Serial-Port, FlashCache-Module
- D. Powersupply, Controller, USB-Port, NVRAM-Module

Answer: A

Explanation:

Question: 7

After the successful installation of a NetApp ONTAP cluster, the customer wants to know how to view telemetry data

- a. The customer also wants to receive online information about any risks with the cluster and potential best-practice gaps.

Which tool satisfies the customer's requirements?

- A. Active IQ Digital Advisor
- B. Interoperability Matrix Tool
- C. Spot by NetApp
- D. Cloud Manager

Answer: A

Explanation:

Reference: http://docs.netapp.com/us-en/ontap/pdfs/sidebar/Cluster_administration.pdf

Question:8

After the installation of a new ONTAP 9.8 cluster, you have to verify if AutoSupport works.
In this scenario, which two commands would you use to accomplish this task? (Choose two.)

- A. system node autosupport history show
- B. system node autosupport check show
- C. system node autosupport destination show
- D. system node autosupport invoke

Answer: A,B

Explanation:

Reference: http://docs.netapp.com/us-en/ontap/pdfs/sidebar/Troubleshoot_AutoSupport.pdf

Question:9

A customer requires encryption at rest on every node root volume.
In this scenario, which two encryption solutions will fulfill this requirement? (Choose two.)

- A. NVE
- B. IPsec
- C. NAE
- D. NSE

Answer: A,C

Explanation:

Reference: <https://docs.netapp.com/us-en/ontap/encryption-at-rest/configure-netapp-volume-encryption-concept.html#aggregate-level-encryption>

Question: 10

Your customer currently has a 4-node AFF A400 cluster that runs ONTAP 9.8, with two NS224 shelves that are connected to each HA pair. The customer needs to add additional capacity to the cluster.
Which two actions would enable the customer to accomplish this task? (Choose two.)

- A. Connect the new NS224 shelves to the existing NS224 shelves and adjust the shelf IDs.
- B. Connect the new NS224 shelves to the existing Cisco Nexus 3232C switches.

[NS0-184 Exam Dumps](#) [NS0-184 Exam Questions](#) [NS0-184 PDF Dumps](#) [NS0-184 VCE](#)

[Dumps https://www.braindump2go.com/ns0-184.html](https://www.braindump2go.com/ns0-184.html)

- C. Deploy a new AFF A400 to the cluster.
- D. Deploy new, dedicated, storage switches for the new NS224 shelves.

Answer: A,C

Explanation:

Reference: <https://docs.netapp.com/us-en/ontap-systems/ns224/hot-add-shelf.html#prepare-an-aff-a700-aff-a800-or-aff-a400-ha-pair-to-hot-add-a-second-shelf>

Question: 11

You are installing an AFF A700 system with two disk shelves using ADPv2. After setting up the cluster, you realize that one drive shelf was powered off and that the drives have not been assigned to any of the nodes.

In this scenario, which two resources will help you find a solution? (Choose two.)

- A. Active IQ Config Advisor
- B. NetApp Documentation Center
- C. NetApp Knowledge Base
- D. Active IQ Digital Advisor

Answer: A, C

Explanation:

Reference: <https://docs.netapp.com/us-en/ontap-systems/fas9000/install-detailed-guide.html#option-1-cable-the-controllers-to-ds212c-or-ds224c-drive-shelves>

Question: 12

You are preparing to physically install a new AFF A400 cluster into a customer's racks. All equipment has been delivered to the customer's site.

Which three tools do you need to complete this installation? (Choose three.)

- A. additional network cables
- B. Phillips #2 screwdriver
- C. laptop computer
- D. slide rail kit
- E. cable management tray

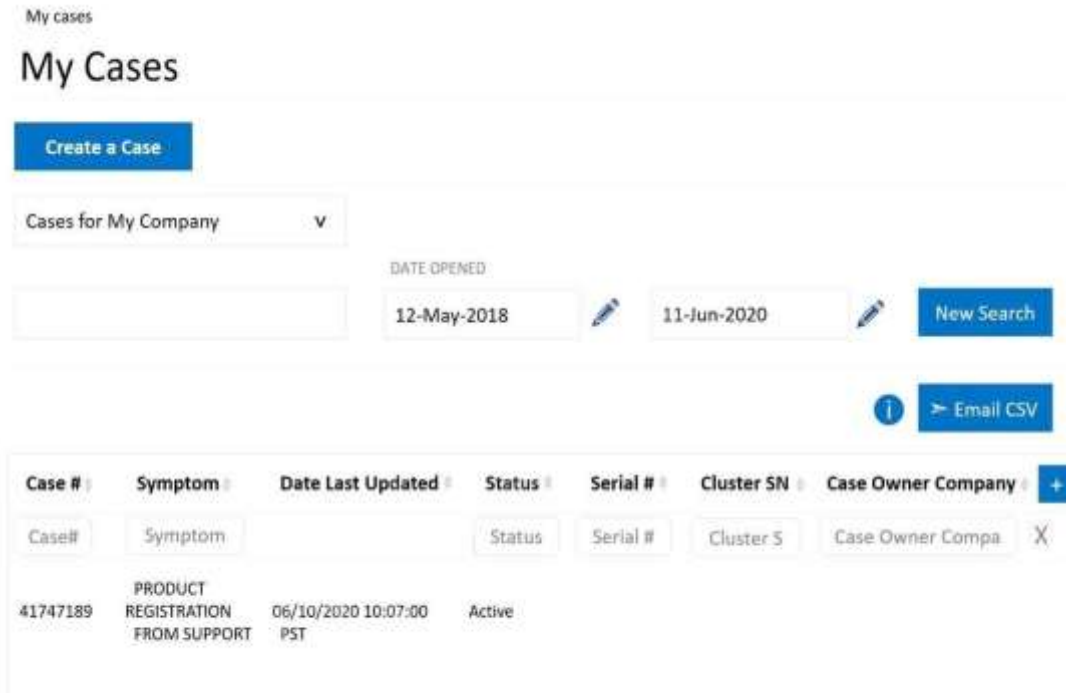
Answer: A, B, C

Explanation:

Reference: <https://docs.netapp.com/us-en/ontap-systems/a400/install-detailed-guide.html#step-1-prepare-for-installation>

Question: 13

Click the Exhibit button.



The screenshot shows the 'My Cases' page on the NetApp support site. At the top, there's a 'Create a Case' button. Below it, a dropdown menu shows 'Cases for My Company'. A 'DATE OPENED' section contains two date pickers: '12-May-2018' and '11-Jun-2020', with a 'New Search' button to the right. Below the date pickers is an 'Email CSV' button. The main part of the page is a table with the following columns: Case #, Symptom, Date Last Updated, Status, Serial #, Cluster SN, and Case Owner Company. The table contains one row with the case number 41747189, symptom 'PRODUCT REGISTRATION FROM SUPPORT', date '06/10/2020 10:07:00 PST', and status 'Active'.

Case #	Symptom	Date Last Updated	Status	Serial #	Cluster SN	Case Owner Company
41747189	PRODUCT REGISTRATION FROM SUPPORT	06/10/2020 10:07:00 PST	Active			

After installation of a new ONTAP cluster, you experience a problem. You successfully create a support case on the NetApp Support site. The customer asks you how to view the status of the case. Referring to the exhibit, which two steps would allow the customer to accomplish this task? (Choose two.)

- A. Open <https://support.netapp.com>, using the partner credentials.
- B. Open <https://support.netapp.com>, using the customer credentials.
- C. Open My Cases, and select the 41747189 case number.
- D. Open My Cases, and select Create a Case.

Answer: B,C

Explanation:

Reference: <https://mysupport.netapp.com/site/info/find-support>

Question: 14

You completed a 2-node AFF A700 installation according to the poster. You run the disk show -fields owner command and notice that all drives are assigned to node 1.

[NS0-184 Exam Dumps](#) [NS0-184 Exam Questions](#) [NS0-184 PDF Dumps](#) [NS0-184 VCE](#)

[Dumps https://www.braindump2go.com/ns0-184.html](https://www.braindump2go.com/ns0-184.html)

In this scenario, which tool would you use to access documentation and guidelines to solve the issue?

- A. Active IQ Unified Manager
- B. Active IQ One Collect
- C. NET2
- D. NetAppDocs

Answer: D

Explanation:

Reference: <https://github.com/NetAppDocs>

Question: 15

An administrator issued the cluster setup command and configured a 2-node ONTAP 9.8 cluster. In this scenario, which tool would the administrator use to validate the configuration?

- A. Active IQ Upgrade Advisor
- B. Interoperability Matrix Tool
- C. NetAppDocs
- D. Active IQ Config Advisor

Answer: C

Explanation:

Reference: https://github.com/NetAppDocs/ontap-metrocluster/blob/main/install-stretch/concept_configuring_the_mcc_software_in_ontap.adoc

Question: 16

Which command would be used to measure the throughput and latency of traffic between nodes?

- A. qos statistics workload performance show
- B. cluster ping-cluster
- C. network test-path
- D. statistics node show

Answer: C

Explanation:

Reference: https://docs.netapp.com/us-en/ontap/pdfs/sidebar/Manage_performance_issues.pdf

Question: 17

After moving a new AFF A400 cluster into production, the administrator notices error events in ONTAP System Manager regarding SASHA issues.

In this scenario, which NetApp tool would have identified these errors after the installation process?

- A. Cloud Manager
- B. ONTAP System Manager
- C. Active IQ Config Advisor
- D. Active IQ Unified Manager

Answer: B

Explanation:

Reference: <https://www.netapp.com/fr/media/13482-tr4375.pdf>

Question: 18

You are using Broadcom BES-53248 switches for a cluster interconnect in a base configuration. In this scenario, what is the minimum number of ISLs supported between the switches?

- A. 1
- B. 2
- C. 3
- D. 4

Answer: B

Explanation:

Reference: https://docs.netapp.com/us-en/ontap-systems-switches/pdfs/sidebar/BES_53248_Switches.pdf (3)

Question: 19

You installed a new 2-node FAS500f ONTAP 9.8 switchless cluster that serves NAS volumes to both NFSv4.1 and SMB clients. The host operating systems have full flow control enabled on their data ports.

In this scenario, which two flow control settings would you verify? (Choose two.)

- A. Verify that the data network ports have full flow control disabled.

[NS0-184 Exam Dumps](#) [NS0-184 Exam Questions](#) [NS0-184 PDF Dumps](#) [NS0-184 VCE](#)

[Dumps https://www.braindump2go.com/ns0-184.html](https://www.braindump2go.com/ns0-184.html)

- B. Verify that the cluster network ports have full flow control enabled.
- C. Verify that the data network ports have full flow control enabled.
- D. Verify that the cluster network ports have full flow control disabled.

Answer: A,B

Explanation:

Reference: https://docs.netapp.com/us-en/ontap/pdfs/sidebar/Network_management.pdf

Question: 20

A customer wants to enable SnapMirror Synchronous across their environment. The customer must ensure that SnapMirror Synchronous will work across the environment.

In this scenario, which two statements are true? (Choose two.)

- A. A SnapMirror license is required on both the source cluster and the destination cluster.
- B. A SnapMirror Synchronous license is required on both the source and destination clusters.
- C. A SnapMirror license is not required on both the source cluster and the destination cluster.
- D. A SnapMirror Synchronous license is required on the source cluster.

Answer: B,C

Explanation: